




**DANIEL TIGER'S
NEIGHBORHOOD**

Puppets for Storytelling


Color and then cut out the character puppets. Glue each puppet onto a recycled cardboard tube, such as a paper towel tube, cut into small or medium sized pieces or onto a craft stick. Use the puppets to make up your own story or retell a familiar one. Talk about what the characters might be feeling.



**Daniel
Tiger**



**Mom
Tiger**



**Dad
Tiger**

Margaret



Produced by:



For more activities and games, visit www.pbs.org/parents/shows/daniel

DANIEL TIGER'S NEIGHBORHOOD © 2012, The Fred Rogers Company. All rights reserved. PBS KIDS and the PBS KIDS Logo are trademarks owned by Public Broadcasting Service. Used with permission.



DANIEL TIGER'S NEIGHBORHOOD

Puppets for Storytelling


Miss Elaina



Prince Wednesday




Max



Katerina Kittycat



the Owl



Produced by:



For more activities and games, visit www.pbs.org/parents/shows/daniel

DANIEL TIGER'S NEIGHBORHOOD © 2012, The Fred Rogers Company. All rights reserved. PBS KIDS and the PBS KIDS Logo are trademarks owned by Public Broadcasting Service. Used with permission.