



POTTY BADGES!

Badges are these really cool rewards you get for doing something hard or helpful or awesome.

Once Mom gave us badges for mailing her letters. Ramone's gotten badges for saving animals, building hospitals, and flying around the world. And now your child can earn badges for making on the potty!

Start by printing out the Potty Badges page and the Potty Chart.

The badge page has badges for the 6 steps for making on the potty:




- 1) Listen to your body.
- 2) Head to the potty.
- 3) Wait 'til it comes.
- 4) Wipe.
- 5) Flush it away.
- 6) Wash your hands.



Color in the badges, and then cut them out along the dotted lines. Now you're ready to help your child earn some badges!

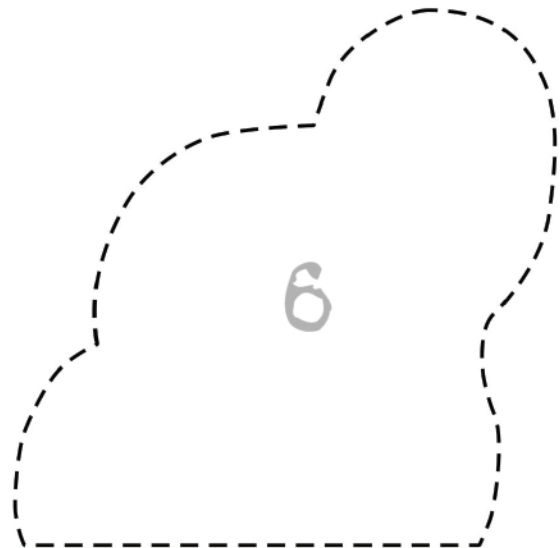
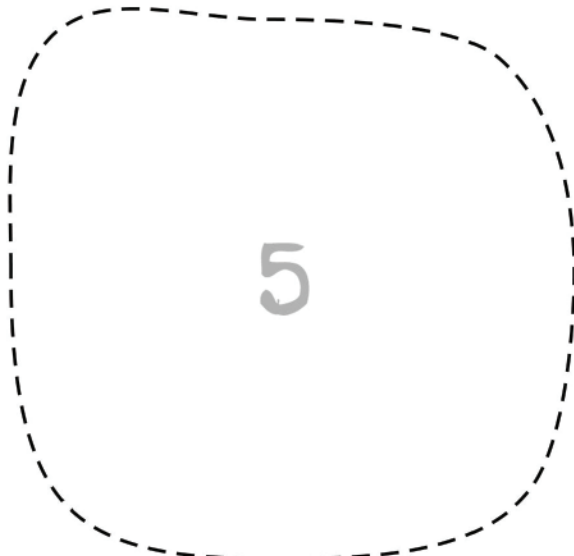
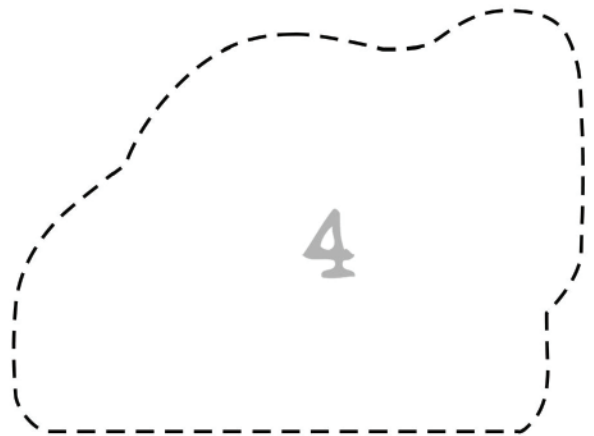
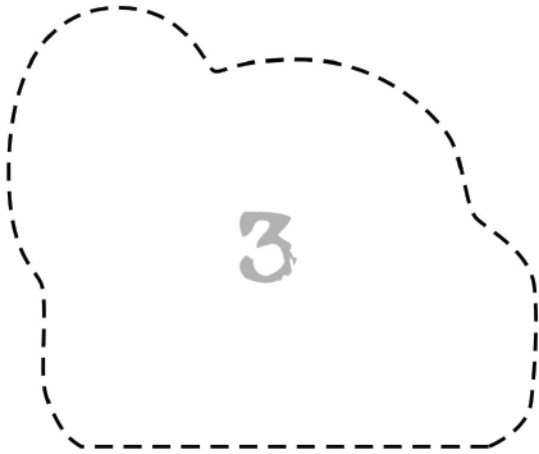
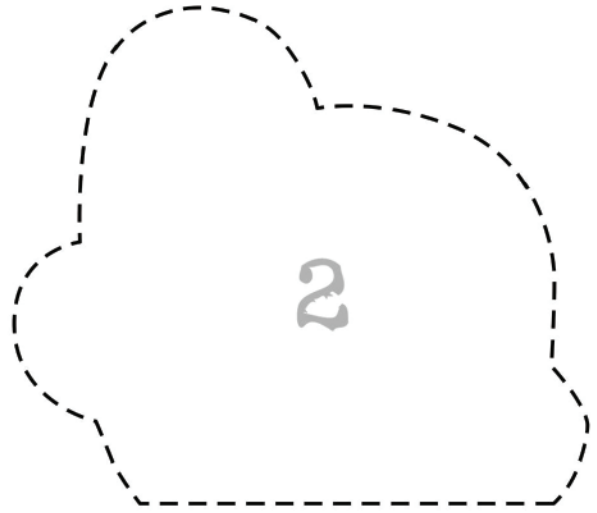
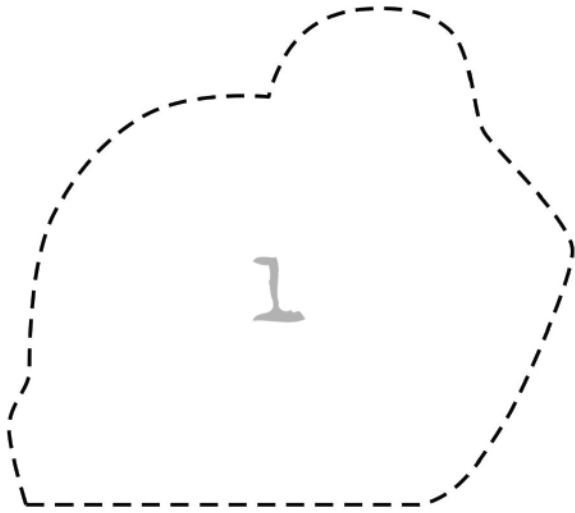
Talk with your child about doing those 6 steps for making on the potty in order, one at a time. Say to your child, "When you've done a step, you get a badge for that step!" Tape or glue the badge to the chart, in the badge-shaped space with the right number.

When all 6 badges are on the chart in order, tell your child:
"YOU'RE A POTTY SUPER STAR!"





peg+cat



The contents of this activity were developed under a grant from the Department of Education. However, those contents do not necessarily represent the policy of the Department of Education, and you should not assume endorsement by the Federal Government. [PR/Award No. U295A100025, CFDA No. 84.295A] • PBS KIDS and the PBS KIDS Logo are trademarks owned by Public Broadcasting Service. Used with permission. • Peg+ Cat: © 2013, Feline Features LLC.

For more games and activities visit pbskids.org/peg