






Learn at Home with PBS KIDS

Treating Others Fairly

BINGO





Learn at Home with PBS KIDS

**Week of
February 15th**

Hello, Families!

Welcome to **Learn Along Bingo!** We're happy to share PBS KIDS activities with you and to work with PBS member stations and community partners across the country to help support learning at home. With Learn Along Bingo, children can view, explore, and play as they learn alongside their PBS KIDS friends on the PBS KIDS 24/7 channel. We hope your family will use it to inspire learning each and every day.

It's Learning How to Treat Others Fairly Week!

In this packet, there are printable activities and everyday learning ideas for you and your child to choose from. As you complete each square, mark it off to celebrate the learning.

Learning Spotlight: Treating Others Fairly

Learning about justice and fairness is important. We learn to behave responsibly and how to respect others.

Show What You Know: Draw Yourself As An Advocate

The last activity in this packet is a perfect way for children to show how they can be advocates for others.

Tune in: Watch *The Power of We: A Sesame Street special* at 7pm ET on Tuesday, February 16th on the PBS KIDS 24/7 channel.

Ready for more? Watch your favorite PBS KIDS shows on the 24/7 channel and live stream at pbskids.org/video/livetv or on your local PBS station.

**Happy learning!
PBS KIDS**



Find free activities, articles and tips to support at-home learning on pbskidsforparents.org

PBS KIDS and the PBS KIDS Logo are registered trademarks of Public Broadcasting Service. Used with permission.




Treating Others Fairly

BINGO




Pirates' Treasure




Talk with someone about what unfairness means.




Pirates + Peaches Board Game



Read books with someone. Practice taking turns when choosing the books.



Draw Yourself as an Advocate



Empathy means understanding and caring about how someone else might feel. Tell someone.



Our Family's Commitment to Being Anti-Racist



Practice taking deep belly breaths.



Draw Your Feelings

PreK-K

Find more games and activities at pbs.org/parents/learn-at-home



PBS KIDS and the PBS KIDS Logo are registered trademarks of Public Broadcasting Service. Used with permission. Made available by the Corporation for Public Broadcasting, a private corporation funded by the American people.



Pirates' Treasure



peg+cat

Cut out each rectangle. Then, pick one of the story cards. Read the story aloud and work to solve the problem about the Pirates' treasure. Explain to someone how you divided up the treasure. Continue until all the cards are gone.



Buckler and Matey just discovered a buried treasure. Inside the treasure chest are 6 coins. Hooray!

But wait, this is a big problem! How many coins should each one get? Please help them share the coins so that they each get a fair share.

Buckler, Matey, and Graybeard found a coin purse with 6 coins. Hooray!

But wait, this is a big problem! How many coins should each one get? Please help them share the coins so that they each get a fair share.

Captain and Parrot found 8 coins buried in the sand. Hooray!

But wait, this is a big problem! How many coins should each one get? Please help them share the coins so that they each get a fair share.

X marks the spot! A treasure map led Graybeard, Buckler, and Captain to a box containing 9 coins. Hooray!

But wait, this is a big problem! How many coins should each one get? Please help them share the coins so that they each get a fair share.

Matey and Graybeard remembered that they hid 10 coins. Hooray!

But wait, this is a big problem! How many coins should each one get? Please help them share the coins so that they each get a fair share.

Parrot, Captain, and Buckler discover a shipwreck containing 12 coins. Hooray!

But wait, this is a big problem! How many coins should each one get? Please help them share the coins so that they each get a fair share.

For more activities, visit pbskidsforparents.org



peg + cat

Pirates + Peaches

A PEG + CAT Board Game for 2-4 Players. Pirates love peaches! So do Peg and Cat! And the peaches on Pirate Island are extra sweet and juicy! So help Peg, Cat, and the Pirates collect as many peaches as they can before the sun goes down. And watch out for that big hungry Big Mouth and a band of sneaky, snack-snatching monkeys!

Make the Game

It's easy to make your own Peach Party board game at home!

Gather Your Materials:

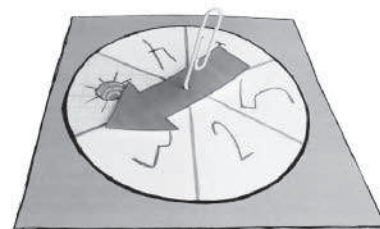
- An old cereal box (or tabbed file folder, or thin cardboard)
- Scissors
- Paper clip
- Clear tape
- Masking tape or other thick tape
- Glue or glue stick
- Print-outs of the board game pieces included here

Prepare the Pieces:

1. Cut out the front or back side of the cereal box.
2. Glue the printed-out sheet with the spinner, character pieces, and sun block to the cardboard (glue sticks work best). Smooth out any bubbles.
3. When the glue has dried, use scissors to cut out the spinner base (the square part), spinner arrow, character pieces, stabilizers (to hold up the character pieces), sun block, and peaches.

Make the Spinner:

1. Unfold a paper clip as shown here.
2. Use the pointy end to poke holes in the center of the spinner base and the arrow.
3. Push the end of the unfolded paper clip first through the arrow, then into the spinner base.
4. Secure the end of the paper clip to the underside of the base using masking tape or other strong tape.
5. Test the spinner by flicking the arrow with your finger to make sure it spins easily.





peg + cat

Pirates + Peaches

Put Together the Playing Pieces:

You can leave your characters lying down on the board, but if you'd like to stand them up:

1. Use scissors to cut a small slit between the feet of each one.
2. Cut a small slit in each rectangular "stabilizer."
3. Push one stabilizer into each playing piece so that it creates a "+" at the base. Now they should stand up straight.




Make the Game Board:

1. Put the two "Game Board" sheets next to each other on a flat surface. Line them up carefully.
2. Use clear tape to join the two sides together down the middle.
3. Place the sun block on the first sun square on the right of the board. That's it! You're all set up. Are you ready to play?

How to Play

Get Ready

1. Each player chooses a playing piece, and puts it on one of the "Share Fair" spaces on the board (one per space!). They look like this: 
2. Each player gets two peaches. The rest of the peaches go on the tree in the middle of the board.
3. Place the sun block on the first sun square on the right of the board.
4. To decide who goes first, each player spins the spinner once. Whoever spins the highest number goes first; play continues clockwise around the board. Anyone who spins the sun automatically goes first. If two players spin the same number, both spin again.

Find more games and activities at pbskidsforparents.org



The contents of this activity were developed under a grant from the Department of Education. However, those contents do not necessarily represent the policy of the Department of Education, and you should not assume endorsement by the Federal Government. [PR/Award No. U295A100025, CFDA No. 84.295A] • PBS KIDS and the PBS KIDS Logo are registered trademarks of Public Broadcasting Service. Used with permission. • PEG + CAT © 2013, Feline Features LLC. All rights reserved. Made available by the Corporation for Public Broadcasting, a private corporation funded by the American people.





peg + cat

Pirates + Peaches

Playing the Game

1

A number. If you land on the same space as another player, in addition to following the symbol, take one peach from each player who's already on that space. In either case, this ends your turn.



The sun. Move the sun block to cover the next sun square down. Then spin again.

When you land on a space look at the symbol on it. Here's what to do if you land on a:



Peach. You found some fruit! If the space shows one peach, collect one peach from the tree in the middle. If it shows two peaches, collect two!



Monkey. Oh, no! A monkey snatched one of your peaches and gave it to another player! Pass one of your peaches to the player whose piece is closest to yours on the board. (Count the number of paces in front and behind you.) In the event of a tie, the peach goes to the player with fewer peaches.



Big Mouth. Feed Big Mouth! Put one of your peaches on the Big Mouth spot in the middle.



Share Fair! Shout "Share Fair!" Next, move everyone's playing piece to the Share Fair space you landed on. Then, let the fair sharing begin! Gather all players' peaches into a pile in front of you, and give each player one peach from the pile until everyone has the same amount. Feed any leftovers to Big Mouth in the middle. (Note: If all players have the same number of peaches already, the peaches should still be collected and divided fairly again.)

Finishing the Game

Continue taking turns spinning the arrow and moving around the board until one of the following happens:

1. The Sun Block reaches the moon icon
2. There are no more peaches left in the middle

At this point, all players count their peaches. Whoever has the most peaches wins. If there's a tie, all tied players win!

Find more games and activities at pbskidsforparents.org



The contents of this activity were developed under a grant from the Department of Education. However, those contents do not necessarily represent the policy of the Department of Education, and you should not assume endorsement by the Federal Government. [PR/Award No. U295A100025, CFDA No. 84.295A] • PBS KIDS and the PBS KIDS Logo are registered trademarks of Public Broadcasting Service. Used with permission. • PEG + CAT © 2013, Feline Features LLC. All rights reserved. Made available by the Corporation for Public Broadcasting, a private corporation funded by the American people.




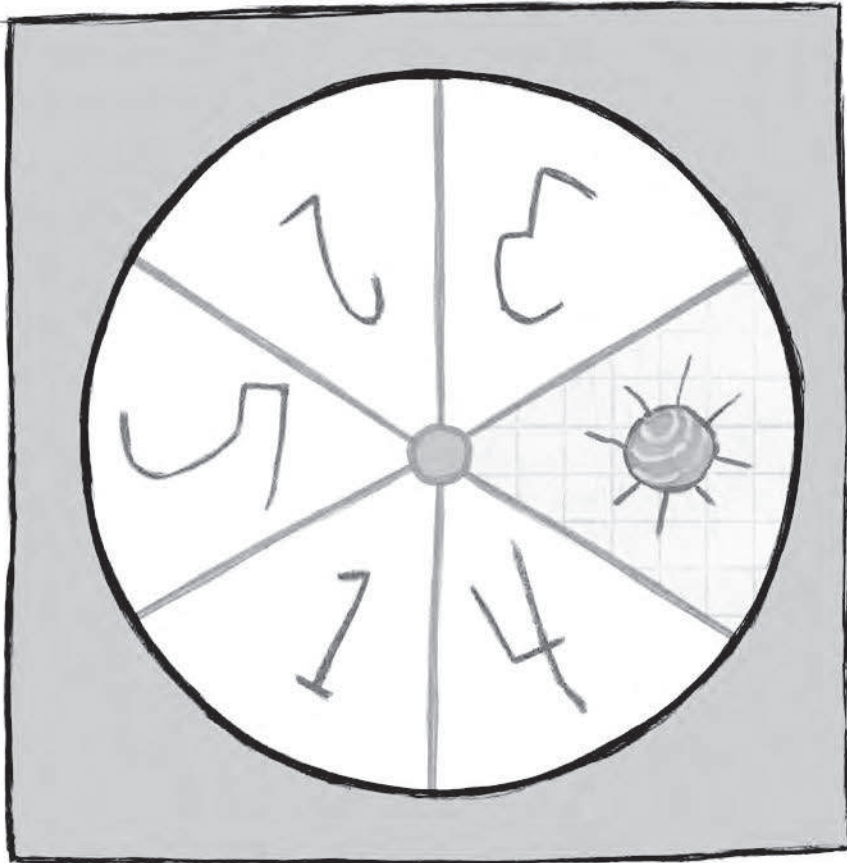




peg+cat

Pirates + Peaches

Spinner & Playing Pieces



Find more games and activities at pbskidsforparents.org



The contents of this activity were developed under a grant from the Department of Education. However, those contents do not necessarily represent the policy of the Department of Education, and you should not assume endorsement by the Federal Government. [PR/Award No. U295A100025, CFDA No. 84.295A] • PBS KIDS and the PBS KIDS Logo are registered trademarks of Public Broadcasting Service. Used with permission. • PEG + CAT © 2013, Feline Features LLC. All rights reserved. Made available by the Corporation for Public Broadcasting, a private corporation funded by the American people.






peg + cat

Pirates + Peaches

Peaches



Find more games and activities at pbskidsforparents.org




The contents of this activity were developed under a grant from the Department of Education. However, those contents do not necessarily represent the policy of the Department of Education, and you should not assume endorsement by the Federal Government. [PR/Award No. U295A100025, CFDA No. 84.295A] • PBS KIDS and the PBS KIDS Logo are registered trademarks of Public Broadcasting Service. Used with permission. • PEG + CAT © 2013, Feline Features LLC. All rights reserved. Made available by the Corporation for Public Broadcasting, a private corporation funded by the American people.





peg+cat

Pirates + Peaches



Find more games and activities at pbskidsforparents.org




The contents of this activity were developed under a grant from the Department of Education. However, those contents do not necessarily represent the policy of the Department of Education, and you should not assume endorsement by the Federal Government. [PR/Award No. U295A100025, CFDA No. 84.295A] • PBS KIDS and the PBS KIDS Logo are registered trademarks of Public Broadcasting Service. Used with permission. • PEG + CAT © 2013, Feline Features LLC. All rights reserved. Made available by the Corporation for Public Broadcasting, a private corporation funded by the American people.





peg+cat

Pirates + Peaches



Find more games and activities at pbskidsforparents.org



The contents of this activity were developed under a grant from the Department of Education. However, those contents do not necessarily represent the policy of the Department of Education, and you should not assume endorsement by the Federal Government. [PR/Award No. U295A100025, CFDA No. 84.295A] • PBS KIDS and the PBS KIDS Logo are registered trademarks of Public Broadcasting Service. Used with permission. • PEG + CAT © 2013, Feline Features LLC. All rights reserved. Made available by the Corporation for Public Broadcasting, a private corporation funded by the American people.





**TALK
ABOUT**

**Race
&
Racism**

Our Family's Commitment to Being Anti-Racist

Being anti-racist is an ongoing commitment.

Brainstorm a list of things as a family that everyone can agree to as part of standing up to racism and continuing the conversation about race and racism.

Write down and post the list somewhere in your home where everyone in your family can see.

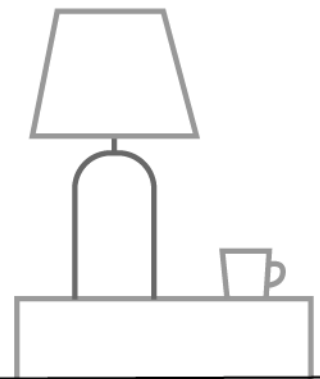
Our family will:

1

2

3

4



Find more games and activities at pbs.org/parents/talking-about-racism





DANIEL TIGER'S NEIGHBORHOOD®

Name _____

Draw Your Feelings

You can have lots of different feelings when you think something is unfair, difficult or when something unexpected happens. Drawing pictures is one way you can help yourself feel better. Pictures can also help others understand more about your feelings, too. Draw a picture that shows how you are feeling today.



Find more games and activities at pbskidsforparents.org

PBS KIDS and the PBS KIDS Logo are registered trademarks of Public Broadcasting Service. Used with permission.
DANIEL TIGER'S NEIGHBORHOOD © 2012 The Fred Rogers Company. All rights reserved.
Made available by the Corporation for Public Broadcasting, a private corporation funded by the American people.





**TALK
ABOUT**

Race

&


Racism

Draw Yourself as an Advocate

An **advocate** is someone who speaks out in support or defense of something or someone, and it is especially someone who fights for the rights of others.

Who would you be an advocate for?

Think about a time when you stood up for someone else. What did you do? Draw a picture about what you did or how you can be an advocate by helping someone.



Find more activities and resources at pbs.org/parents/talking-about-racism





Learn at Home with PBS KIDS

Schedule Begins October 5, 2020

Explore reading, math, science, life lessons, and more on the PBS KIDS 24/7 channel and live stream! The TV schedule below offers you and your child a chance to learn anytime alongside your favorite PBS KIDS characters.



TIME (M-F)	SHOW	GRADE	LEARNING GOAL
6/5c am	Splash and Bubbles	PK-K	Science
6:30/5:30c am	WordWorld	PK-K	Literacy
7/6c am	Peg + Cat	PK-K	Math
7:30/6:30c am	Peep and the Big Wide World	PK-K	Science
8/7c am	Sid the Science Kid	PK-K	Science
8:30/7:30c am	Super WHY!	PK-K	Literacy
9/8c am	Pinkalicious & Peterrific	PK-1	The Arts
9:30/8:30c am	Clifford the Big Red Dog	PK-K	Social & Emotional Learning, Literacy
10/9c am	Let's Go Luna!	K-2	Social Studies
10:30/9:30c am	Dinosaur Train	PK-K	Science
11/10c am	The Cat in the Hat Knows a Lot About That!	PK-1	Science & Engineering
11:30/10:30c am	Martha Speaks	K-2	Literacy
12 pm/11c am	Nature Cat	K-3	Science
12:30 pm/11:30c am	Ready Jet Go!	K-2	Science & Engineering
1/12c pm	Arthur	K-2	Social & Emotional Learning
1:30/12:30c pm	Odd Squad	K-2	Math
2/1c pm	Cyberchase	1-5	Math
2:30/1:30c pm	Molly of Denali	K-2	Literacy
3/2c pm	Pinkalicious & Peterrific	PK-1	The Arts
3:30/2:30c pm	Elinor Wonders Why	PK-K	Science & Engineering
4/3c pm	Sesame Street	PK-K	Literacy, Math, Social & Emotional Learning
4:30/3:30c pm	Daniel Tiger's Neighborhood	PK-K	Social & Emotional Learning
5/4c pm	Curious George	PK-K	Math, Science & Engineering
5:30/4:30c pm	Curious George	PK-K	Math, Science & Engineering
6/5c pm	Wild Kratts	K-2	Science
6:30/5:30c pm	Wild Kratts	K-2	Science

Access FREE, at-home learning activities, tips, and more on pbskidsforparents.org



Learn at Home with PBS KIDS

Play and learn anytime and anywhere with free apps from PBS KIDS! Use the chart below to find the app that aligns to your child's grade, learning goal, and favorite PBS KIDS show - then download it on your on your mobile or tablet device to play online, offline, or anytime.


Apps for Social & Emotional Learning

Daniel Tiger for Parents	PK-K	Social & Emotional Learning
PBS KIDS Games app	K-2	Multiple Learning Goals
PBS KIDS Video app	K-2	Multiple Learning Goals




Apps for Literacy Learning

Dinosaur Train A to Z	PK-K	Literacy, Science
Molly of Denali	K-2	Literacy
PBS KIDS Games app	K-2	Multiple Learning Goals
PBS KIDS Video app	K-2	Multiple Learning Goals



Apps for STEM Learning (Science, Technology, Engineering & Math)

PBS Parents Play & Learn	PK-K	Literacy, Math	Ready Jet Go! Space Explorer	K-2	Science
Play & Learn Engineering	PK-K	Science and Engineering	Ready Jet Go! Space Scouts	K-2	Science and Engineering
Play & Learn Science	PK-K	Science	Nature Cat's Great Outdoors	K-3	Science
Splash and Bubbles for Parents	PK-K	Science	PBS KIDS ScratchJr	1-2	Coding
Splash and Bubbles Ocean Adventure	PK-K	Science	Outdoor Family Fun with Plum	1-3	Science and Engineering
The Cat in the Hat Builds That!	PK-K	Science and Engineering	Cyberchase Shape Quest	1-5	Math, Science
The Cat in the Hat Invents	PK-K	Science and Engineering	PBS KIDS Games app	K-2	Multiple Learning Goals
Jet's Bot Builder: Robot Games	K-2	Science and Engineering	PBS KIDS Video app	K-2	Multiple Learning Goals
Photo Stuff with Ruff	K-2	Science			



pbskids.org/apps

