







Learn at Home with PBS KIDS

Celebrating Spring

BINGO





# Learn at Home with PBS KIDS

**Week of  
March 22nd**

## **Hello, Families!**

Welcome to **Learn Along Bingo!** We're happy to share PBS KIDS activities with you and to work with PBS member stations and community partners across the country to help support learning at home. With Learn Along Bingo, children can view, explore, and play as they learn alongside their PBS KIDS friends on the PBS KIDS 24/7 channel. We hope your family will use it to inspire learning each and every day.

### **It's Celebrating Spring Week!**

In this packet, there are printable activities and everyday learning ideas for you and your child to choose from. As you complete each square, mark it off to celebrate the learning.

### **Learning Spotlight: Spring**

Children compare and contrast objects and organisms. They learn how to describe similarities and difference in greater detail.

### **Show What You Know: My Bird Observation**

The last activity in this packet is a perfect way for children to write about what they observe about birds.

**Tune in:** Watch PINKALICIOUS & PETERRIFIC at 3pm ET on Tuesday, March 23rd on the PBS KIDS 24/7 channel.

Ready for more? Watch your favorite PBS KIDS shows on the 24/7 channel and live stream at [pbskids.org/video/livetv](https://pbskids.org/video/livetv) or on your local PBS station.

**Happy learning!**  
**PBS KIDS**




**Find free activities, articles and tips to support at-home learning on [pbskidsforparents.org](https://pbskidsforparents.org)**

PBS KIDS and the PBS KIDS Logo are registered trademarks of Public Broadcasting Service. Used with permission.




# Celebrating Spring


# BINGO



**Plants and Animals**



**Look for patterns in nature like trees or flowers. Make a list.**




**Scavenger Hunt**



**Write a poem about the springtime.**



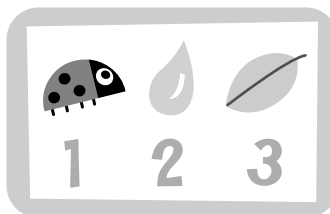
**My Bird Observation**



**Create a Spring Scavenger Hunt for someone.**



**Field Guide**



**What are three signs of spring? Tell someone.**



**Nature Cat Masks**

**Grades 1-2**

**Find more games and activities at [pbs.org/parents/learn-at-home](https://pbs.org/parents/learn-at-home)**



PBS KIDS and the PBS KIDS Logo are registered trademarks of Public Broadcasting Service. Used with permission. Made available by the Corporation for Public Broadcasting, a private corporation funded by the American people.



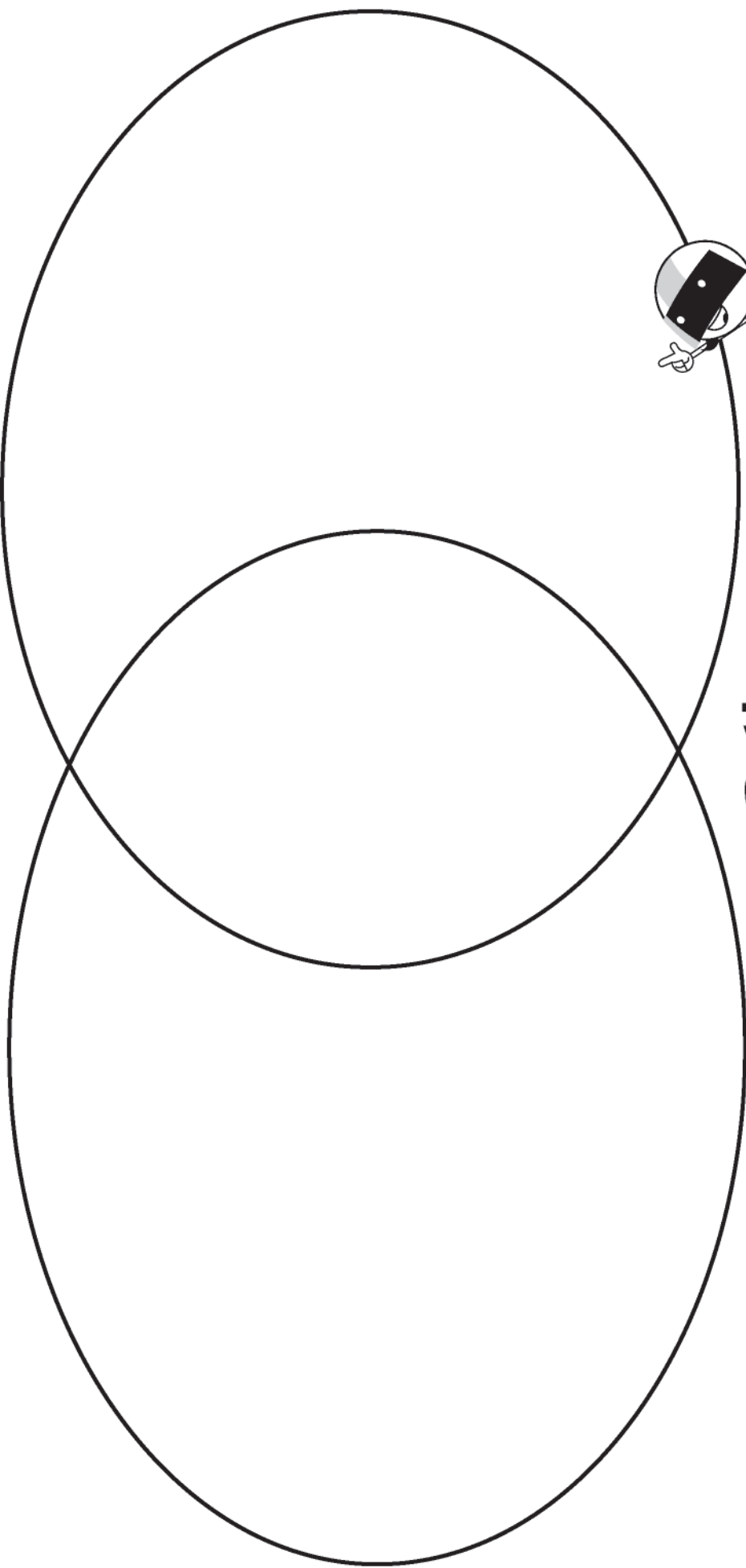
# Plants and Animals

Name \_\_\_\_\_

Choose a plant and an animal. How are they different? How are they similar?

\_\_\_\_\_ (plant)

\_\_\_\_\_ (animal)



**Both**



Find more games and activities at [pbskidsforparents.org](http://pbskidsforparents.org)

PBS KIDS and the PBS KIDS Logo are registered trademarks of Public Broadcasting Service. Used with permission. Made available by the Corporation for Public Broadcasting, a private corporation funded by the American people.










# Scavenger Hunt

Name \_\_\_\_\_



**It's time to explore!** Take a walk around your neighborhood and go on a scavenger hunt. Check the box for each item you find. Draw what you found or tape an item to the empty boxes on the page.

 <b>flower</b>	<input type="checkbox"/> <b>something that smells good</b>	 <b>bug</b>	<input type="checkbox"/> <b>something beautiful</b>
 <b>bird</b>	<input type="checkbox"/> <b>something soft</b>	 <b>flying insect</b>	 <b>something rough</b>
 <b>leaf</b>	<input type="checkbox"/> <b>something prickly</b>	<input type="checkbox"/> <b>rock</b>	 <b>spider or spiderweb</b>

Find more games and activities at [pbskidsforparents.org](http://pbskidsforparents.org)


Funded by



PBS KIDS Logo are registered trademarks of Public Broadcasting Service. Used with permission. Major funding for the series is provided by the Corporation for Public Broadcasting (CPB) and the Van Eekeren Family, founders of Land O'Frost. Additional funding: The Hamill Family Foundation, The Segal Family Foundation, The Arthur Vining Davis Foundations, Polk Bros. Foundation, Sage Foundation, Philip F. Schoch Charitable Trust. NATURE CAT and associated characters, trademarks and design elements are owned by Spiffy Entertainment, LLC © 2020 Spiffy Entertainment, LLC, All rights reserved. Made available by the Corporation for Public Broadcasting, a private corporation funded by the American people.



# What's that Bird?



Molly loves animals, especially birds. One of her favorite things to do is go outside and look and listen for birds. More than 470 species of birds can be found in Alaska — and Molly hopes to see them all! She even created her own Field Guide to Birds.

Use Molly's Field Guide to identify and learn more about birds in your neighborhood. If you find any birds that are not in Molly's Field Guide, create your own pages with information about these birds to add to her field guide. People who look for and identify birds are called *birders*. You can be a birder, too!

## Get Started

Take a look at Molly's Field Guide pages for the American Robin, Great Horned Owl, Rock Pigeon, and Canada Goose. What information or images are helpful? How is the information organized? Could you use the information to identify these birds outside? Give it try!

## Go Outside

You'll find birds in many places, whether you live in a city, the suburbs, or in the country. You just have to look! Go outside as a family, and be sure to bring Molly's Field Guide with you as well as some blank paper and a pencil.

Once you are outdoors, spend time quietly listening and looking at what's around you. When you spot a bird, look closely at its *identifying features*—details such as its colors, beak shape, and size—to help you determine what kind of bird it is. Then, check in Molly's Field Guide to see if you can find the bird and learn more about it. If you can't find it, take notes or draw pictures to help you remember what you saw.

## Read and Research

When you are back home from birding, look at your notes and your drawings of the birds you could not identify. Do some research to learn more about those birds by going to your local library or online. Check out one or more of the field guides listed in the box on this page. Different field guides are organized in different ways, but the identifying features you noted about the birds you saw will help you find them in a field guide.



### Field Guides to Birds

*National Audubon Society First Field Guide: Birds* by Scott Weidensaul

*National Geographic Field Guide to the Birds of North America* by Jon L. Dunn and Jonathan Alderfer

*Peterson Field Guide to Birds of North America* by Roger Tory Peterson

*The Sibley Guide to Birds* by David Sibley

### Digital Guides to Birds

Cornell Lab of Ornithology  
web: [www.allaboutbirds.org](http://www.allaboutbirds.org)  
app: Merlin Bird ID

National Audubon Society  
web: [www.audubon.org/bird-guide](http://www.audubon.org/bird-guide)  
app: Audubon Bird Guide

For more games and activities, visit [pbskidsforparents.org](http://pbskidsforparents.org)

Powered by a Ready To Learn Grant



The contents of this program were developed under a grant from the Department of Education. However, those contents do not necessarily represent the policy of the Department of Education, and you should not assume endorsement by the Federal Government. The project is funded by a Ready To Learn grant (PR/AWARD No. U295A150003, CFDA No. 84.295A) provided by the Department of Education to the Corporation for Public Broadcasting. Made available by the Corporation for Public Broadcasting, a private corporation funded by the American people.

Funding for MOLLY OF DENALI™ is provided by a Ready To Learn Grant from the U.S. Department of Education; the Corporation for Public Broadcasting, a private corporation funded by the American People; and by public television viewers. Additional funding made possible with the participation of the Province of British Columbia Production Services Tax Credit. Corporate funding provided by the T. Rowe Price College Savings Plan and Target.

MOLLY OF DENALI is produced by GBH Kids and Atomic Cartoons in association with CBC Kids. PBS KIDS and the PBS KIDS Logo are registered trademarks of Public Broadcasting Service. Used with permission.

Molly of Denali, and related characters and indicia are trademarks and copyright © 2021 WGBH Educational Foundation. All rights reserved.



## Make Your Own Field Guide

Once you've identified your birds, add them to Molly's Field Guide so other people can identify them later! Use the information from your research and your own observations to create a field guide page for each bird. Follow these steps:

1. Get an empty three-ring binder or paper folder with fasteners.
2. Print out Molly's Field Guide and assemble the pages in this order: cover first, then the numbered pages, and the index last.
3. Use a hole punch to punch holes in all pages except the cover.
4. To add birds that you found in your neighborhood to Molly's Field Guide, use the blank page. This page has the same text features that are on Molly's Field Guide pages. Put the name of the bird at the top of the page and then add the information you want to include, using features such as:
  - pictures
  - captions
  - maps
  - diagrams
5. Add page numbers to each page, and then add the names of your birds and the page numbers to the index.
6. Put all of your pages in order according to their page numbers and put them into your binder or folder. The index goes at the end of the field guide.
7. Tape or glue the cover to the front of the binder or folder. Write your name on the line under Molly's name.
8. You can keep adding pages as you discover new birds in your neighborhood.
9. Take a friend or a family member birding and use your ready guide to introduce them to great birds!
10. Now that you know how to make a field guide, you can make your very own. It doesn't have to be about birds. It can be about trees, or flowers, or even rocks you find in your neighborhood.

### Using Your Eyes and Ears

To identify a bird ask yourself these questions:

- What does it sound like?
- What is its habitat?  
Where does it spend its time?
- What is unusual about the way that it looks? Does it have interesting patterns or colors?
- What are its main colors?

For more games and activities, visit [pbskidsforparents.org](http://pbskidsforparents.org)

Powered by a Ready To Learn Grant




The contents of this program were developed under a grant from the Department of Education. However, those contents do not necessarily represent the policy of the Department of Education, and you should not assume endorsement by the Federal Government. The project is funded by a Ready To Learn grant (PR/AWARD No. U295A150003, CFDA No. 84.295A) provided by the Department of Education to the Corporation for Public Broadcasting. Made available by the Corporation for Public Broadcasting, a private corporation funded by the American people.

Funding for MOLLY OF DENALI™ is provided by a Ready To Learn Grant from the U.S. Department of Education; the Corporation for Public Broadcasting, a private corporation funded by the American People; and by public television viewers. Additional funding made possible with the participation of the Province of British Columbia Production Services Tax Credit. Corporate funding provided by the T. Rowe Price College Savings Plan and Target.

MOLLY OF DENALI is produced by GBH Kids and Atomic Cartoons in association with CBC Kids. PBS KIDS and the PBS KIDS Logo are registered trademarks of Public Broadcasting Service. Used with permission.

Molly of Denali, and related characters and indicia are trademarks and copyright 2021 WGBH Educational Foundation. All rights reserved.



# A Field Guide


# to Birds



NAME \_\_\_\_\_



# Great Horned Owl



## WHAT IT LOOKS LIKE

### Identifying Features:

yellow eyes

cinnamon  
or gray  
colored face



large, feathered  
tufts on head that  
look like "horns"

white throat

The Great Horned Owl is a very large owl that can be 25 inches tall. Its scientific name is *Bubo virginianus*.

## WHAT IT SOUNDS LIKE

### Calls and Songs:

- deep hooting voice
- makes four to six hoots in a row
- "hoo-h'HOO-hoo-hoo"
- "hoohoo hoo hoo"

## INTERESTING FACTS:

The Great Horned Owl is nocturnal, which means it is active at night when most people are sleeping. An owl has special feathers that allow it to fly quietly at night and eyes that are very good at seeing in the dark.

## WHERE IT LIVES


### Habitat:

- woods, wetlands, grasslands
- backyards, orchards, or farmlands
- cities and abandoned buildings
- deserts




Map provided by Cornell Lab of Ornithology

# American Robin



## WHAT IT LOOKS LIKE

### Identifying Features:



The American Robin is a large songbird that is 8 to 11 inches from tip of beak to tip of tail. Its scientific name is *Turdus migratorius*.

## WHAT IT SOUNDS LIKE

### Calls and Songs:

- “tuk,” “pup,” or “chok”
- “yeep” or “teek” as an alarm call
- sings with a clear, lively whistle
- “cheerily, cheer up, cheer up, cheerily, cheer up”

## WHERE IT LIVES

### Habitat:


- lawns, fields, and parks
- woodlands, forests, mountains
- farmlands, suburbs, and urban neighborhoods

## INTERESTING FACTS:

Earthworms are a favorite food of robins. A robin often finds worms by staring at the ground with its head tipped to one side. Robins sometimes try to grab worms that other robins have caught.



# Canada Goose




## WHAT IT LOOKS LIKE

### Identifying Features:

wide, flat beak with jagged edges

white cheeks and chin



black head and long black neck

large webbed feet

The Canada Goose is a large water bird that is 30 to 43 inches from tip of beak to tip of tail. Its scientific name is *Branta canadensis*.

## WHAT IT SOUNDS LIKE

### Calls and Songs:

- loud honks
- often honks when flying
- female gives a shorter, higher “hrink” call; male gives low “ahonk” call
- defensive “hiss”

## WHERE IT LIVES

### Habitat:

- near lakes, rivers, ponds, or other bodies of water
- lawns, parks, golf courses, and fields
- farmlands, suburbs, urban areas, and airports

## INTERESTING FACTS:


Most Canada Geese migrate. That means they move from one place to another as the seasons change. When Canada Geese fly south for the winter, they fly as a flock. One goose leads the way and the rest follow behind in a distinctive "V" formation. You'll hear them honking as they fly overhead.



■ Breeding  
■ Nonbreeding  
■ Year-round


Map provided by Cornell Lab of Ornithology

# Rock Pigeon



## WHAT IT LOOKS LIKE

### Identifying Features:



The Rock Pigeon is a medium-sized bird that is 12 to 14 inches from tip of beak to tip of tail. Its scientific name is *Columba livia*.

## WHAT IT SOUNDS LIKE

### Calls and Songs:

- soft coo
- short grunt as an alarm call
- song of rolling cooing
- “coo-cuk-cuk-cuk-coo”

## WHERE IT LIVES

### Habitat:


- cities and suburbs
- farmlands, fields, and parks
- rocky cliffs

## INTERESTING FACTS:

Rock Pigeons like to nest on sheltered cliff ledges. Rock Pigeons that live in cities often build nests on window ledges, because they are a lot like cliff ledges.



Map provided by Cornell Lab of Ornithology



\_\_\_\_\_  
Name of bird

## WHAT IT LOOKS LIKE

Identifying Features:



## WHAT IT SOUNDS LIKE

Calls and Songs:

## WHERE IT LIVES

Habitat:

## INTERESTING FACTS:





Color the mask and then cut it out (or ask for help to do so). Pretend you are a character from NATURE CAT.



**Nature Cat**

PBS KIDS Logo are registered trademarks of Public Broadcasting Service. Used with permission. Major funding for the series is provided by the Corporation for Public Broadcasting (CPB) and the Van Eekeren Family, founders of Land O'Frost. Additional funding: The Hamill Family Foundation, The Segal Family Foundation, The Arthur Vining Davis Foundations, Polk Bros. Foundation, Sage Foundation, Philip F. Schoch Charitable Trust. NATURE CAT and associated characters, trademarks and design elements are owned by Spiffy Entertainment, LLC © 2021 Spiffy Entertainment, LLC. All rights reserved. Made available by the Corporation for Public Broadcasting, a private corporation funded by the American people.

**For more printables, go to [pbskidsforparents.org](http://pbskidsforparents.org)**




Funded by





Daisy

Color the mask and then cut it out (or ask for help to do so). Pretend you are a character from NATURE CAT.




PBS KIDS Logo are registered trademarks of Public Broadcasting Service. Used with permission. Major funding for the series is provided by the Corporation for Public Broadcasting (CPB) and the Van Eekeren Family, founders of Land O'Frost. Additional funding: The Hamill Family Foundation, The Segal Family Foundation, The Arthur Vining Davis Foundations, Polk Bros. Foundation, Sage Foundation, Philip F. Schoch Charitable Trust. NATURE CAT and associated characters, trademarks and design elements are owned by Spiffy Entertainment, LLC © 2021 Spiffy Entertainment, LLC, All rights reserved. Made available by the Corporation for Public Broadcasting, a private corporation funded by the American people.

For more printables, go to [pbskidsforparents.org](https://pbskidsforparents.org)





**Color the mask and then cut it out (or ask for help to do so). Pretend you are a character from NATURE CAT.**



**Squeeks**

PBS KIDS Logo are registered trademarks of Public Broadcasting Service. Used with permission. Major funding for the series is provided by the Corporation for Public Broadcasting (CPB) and the Van Eekeren Family, founders of Land O'Frost. Additional funding: The Hamill Family Foundation, The Segal Family Foundation, The Arthur Vining Davis Foundations, Polk Bros. Foundation, Sage Foundation, Philip F. Schoch Charitable Trust. NATURE CAT and associated characters, trademarks and design elements are owned by Spiffy Entertainment, LLC © 2021 Spiffy Entertainment, LLC, All rights reserved. Made available by the Corporation for Public Broadcasting, a private corporation funded by the American people.



Funded by




**For more printables, go to [pbskidsforparents.org](https://pbskidsforparents.org)**



Color the mask and then cut it out (or ask for help to do so). Pretend you are a character from NATURE CAT.

Hal



PBS KIDS Logo are registered trademarks of Public Broadcasting Service. Used with permission. Major funding for the series is provided by the Corporation for Public Broadcasting (CPB) and the Van Eekeren Family, founders of Land O'Frost. Additional funding: The Hamill Family Foundation, The Segal Family Foundation, The Arthur Vining Davis Foundations, Polk Bros. Foundation, Sage Foundation, Philip F. Schoch Charitable Trust. NATURE CAT and associated characters, trademarks and design elements are owned by Spiffy Entertainment, LLC © 2021 Spiffy Entertainment, LLC. All rights reserved. Made available by the Corporation for Public Broadcasting, a private corporation funded by the American people.

For more printables, go to [pbskidsforparents.org](https://pbskidsforparents.org)



Funded by






\_\_\_\_\_ Name

# My Bird Observations

**Look out a window and draw a bird that you see. Tell someone else about the bird. Share what you notice — for example, the colors of the feathers or the shape of its beak. What was it doing?**



Find more games and activities at [pbskidsforparents.org](http://pbskidsforparents.org)





# Learn at Home with PBS KIDS

**Schedule Begins October 5, 2020**

Explore reading, math, science, life lessons, and more on the PBS KIDS 24/7 channel and live stream! The TV schedule below offers you and your child a chance to learn anytime alongside your favorite PBS KIDS characters.



<b>TIME (M-F)</b>	<b>SHOW</b>	<b>GRADE</b>	<b>LEARNING GOAL</b>
6/5c am	Splash and Bubbles	PK-K	Science
6:30/5:30c am	WordWorld	PK-K	Literacy
7/6c am	Peg + Cat	PK-K	Math
7:30/6:30c am	Peep and the Big Wide World	PK-K	Science
8/7c am	Sid the Science Kid	PK-K	Science
8:30/7:30c am	Super WHY!	PK-K	Literacy
9/8c am	Pinkalicious & Peterrific	PK-1	The Arts
9:30/8:30c am	Clifford the Big Red Dog	PK-K	Social & Emotional Learning, Literacy
10/9c am	Let's Go Luna!	K-2	Social Studies
10:30/9:30c am	Dinosaur Train	PK-K	Science
11/10c am	The Cat in the Hat Knows a Lot About That!	PK-1	Science & Engineering
11:30/10:30c am	Martha Speaks	K-2	Literacy
12 pm/11c am	Nature Cat	K-3	Science
12:30 pm/11:30c am	Ready Jet Go!	K-2	Science & Engineering
1/12c pm	Arthur	K-2	Social & Emotional Learning
1:30/12:30c pm	Odd Squad	K-2	Math
2/1c pm	Cyberchase	1-5	Math
2:30/1:30c pm	Molly of Denali	K-2	Literacy
3/2c pm	Pinkalicious & Peterrific	PK-1	The Arts
3:30/2:30c pm	Elinor Wonders Why	PK-K	Science & Engineering
4/3c pm	Sesame Street	PK-K	Literacy, Math, Social & Emotional Learning
4:30/3:30c pm	Daniel Tiger's Neighborhood	PK-K	Social & Emotional Learning
5/4c pm	Curious George	PK-K	Math, Science & Engineering
5:30/4:30c pm	Curious George	PK-K	Math, Science & Engineering
6/5c pm	Wild Kratts	K-2	Science
6:30/5:30c pm	Wild Kratts	K-2	Science

**Access FREE, at-home learning activities, tips, and more on [pbskidsforparents.org](https://pbskidsforparents.org)**



# Learn at Home with PBS KIDS

Play and learn anytime and anywhere with free apps from PBS KIDS! Use the chart below to find the app that aligns to your child's grade, learning goal, and favorite PBS KIDS show - then download it on your on your mobile or tablet device to play online, offline, or anytime.


## Apps for Social & Emotional Learning

Daniel Tiger for Parents	PK-K	Social & Emotional Learning
PBS KIDS Games app	K-2	Multiple Learning Goals
PBS KIDS Video app	K-2	Multiple Learning Goals




## Apps for Literacy Learning

Dinosaur Train A to Z	PK-K	Literacy, Science
Molly of Denali	K-2	Literacy
PBS KIDS Games app	K-2	Multiple Learning Goals
PBS KIDS Video app	K-2	Multiple Learning Goals



## Apps for STEM Learning (Science, Technology, Engineering & Math)

PBS Parents Play & Learn	PK-K	Literacy, Math	Ready Jet Go! Space Explorer	K-2	Science
Play & Learn Engineering	PK-K	Science and Engineering	Ready Jet Go! Space Scouts	K-2	Science and Engineering
Play & Learn Science	PK-K	Science	Nature Cat's Great Outdoors	K-3	Science
Splash and Bubbles for Parents	PK-K	Science	PBS KIDS ScratchJr	1-2	Coding
Splash and Bubbles Ocean Adventure	PK-K	Science	Outdoor Family Fun with Plum	1-3	Science and Engineering
The Cat in the Hat Builds That!	PK-K	Science and Engineering	Cyberchase Shape Quest	1-5	Math, Science
The Cat in the Hat Invents	PK-K	Science and Engineering	PBS KIDS Games app	K-2	Multiple Learning Goals
Jet's Bot Builder: Robot Games	K-2	Science and Engineering	PBS KIDS Video app	K-2	Multiple Learning Goals
Photo Stuff with Ruff	K-2	Science			



[pbskids.org/apps](https://pbskids.org/apps)

