

Dance Party!

Break down a dance into separate steps.

Then put them together to create a three-step dance.

Get what you need

- Some music that's good for dancing
- Dance cards (attached to the end of the activity)


CT Learning Goal

Break it Down: Break down problems and tasks into smaller parts to make them easier to do.

What you'll do together



1. Look at the first three dance cards.

- Have your child name each dance step and demonstrate them (a step, a hop, and shake it all around).



2. Look at two more dance cards.

- Have your child name the two new dance steps and demonstrate them (wag your finger and kick your leg).





3. Create the first dance.

- Have your child choose three of the five dance cards, and decide (without your help) what order to put the dance steps in.
- Place the cards somewhere so you can both see them.

4. Teach the dance by breaking it down.

- Have your child teach you each dance step separately.
- Then have your child show you how to put the dance steps together to create the whole dance.
- As you learn the dance, say each step out loud, emphasizing how you're learning the dance by breaking it down into smaller parts. (For example, you might say: *So, to break the dance down into smaller parts: first I jump, then I kick my leg, and then I wag my finger.*)

5. Put on music.

- Dance together!

6. Create a new dance.

- Now it's time to switch roles. This time, you'll create a dance and teach it to your child.
- Choose three dance cards and decide what order to put them in.
- Teach your child each dance step separately, breaking it down.
- Then put all the steps together and dance!

7. Create more dances.

- Try new combinations of dance steps. Continue playing, as long as you want.

8. Review and reflect.

- Talk about how it was easier to learn each dance step first instead of learning the whole dance all at once.
- Why do you think breaking down the dance into smaller steps made it easier to learn?

Family Engagement Tips

You used lots of the family engagement tips!

- You had your child **take the lead** and come up with the first dance.
- You **allowed space for productive struggle** by having your child come up with the dance steps all on their own.
- You helped your child learn to **communicate** the CT skill of *breaking it down* by talking out loud and repeating back each step your child taught you, one at a time.
- You **reviewed and reflected together** on your dances, which helped you build on your understanding the CT skill of breaking it down.



Funding for *Work It Out @ Your Library* is provided by:



Work It Out @ Your Library includes animated videos from *Work It Out Wombats!*, which is produced by GBH Kids and Pipeline Studios.



Funding for *Work It Out Wombats!* is provided by:



Work It Out Wombats!
TM/© 2022 WGBH
Educational Foundation.
All rights reserved.

Work It Out Wombats! (the "Series Content") was developed under a grant from the Department of Education, Ready to Learn grant [PR/Award No. S295A200004, CFDA No. 84.295A] provided by the Department of Education to the Corporation for Public Broadcasting and is based upon work supported by the National Science Foundation under Grant No. DRL-2005975. The *Work It Out @ Your Library* content (the "Library Content") is also based upon work supported by the National Science Foundation under Grant No. DRL-2005975. Any opinions, findings and conclusions or recommendations expressed in the Series Content and/or the Library Content are those of the author(s) and do not necessarily reflect the views of the National Science Foundation. In addition, the Series Content does not necessarily represent the policy of the Department of Education and you should not assume endorsement by the Federal Government.

Wombats! Dance Card



STEP

Funding for *Work it Out @ Your Library* is provided by:



Work it Out @ Your Library includes animated videos from *Work It Out Wombats!*, which is produced by GBH Kids and Pipeline Studios.

GBH Kids



Funding for *Work It Out Wombats!* is provided by:



GBH Kids Catalyst Fund

Work It Out Wombats! TM/© 2022
WGBH Educational Foundation.
All rights reserved.

Wombats! Dance Card



HOP

Funding for *Work it Out @ Your Library* is provided by:



Work it Out @ Your Library includes animated videos from *Work It Out Wombats!*, which is produced by GBH Kids and Pipeline Studios.

GBH Kids



Funding for *Work It Out Wombats!* is provided by:



Corporation
for Public
Broadcasting



GBH Kids Catalyst Fund

Work It Out Wombats! TM/© 2022
WGBH Educational Foundation.
All rights reserved.

Wombats! Dance Card



SHAKE IT ALL AROUND

Funding for *Work it Out @ Your Library* is provided by:



Work it Out @ Your Library includes animated videos from *Work It Out Wombats!*, which is produced by GBH Kids and Pipeline Studios.

GBH Kids



Funding for *Work It Out Wombats!* is provided by:



Corporation
for Public
Broadcasting



GBH Kids Catalyst Fund

Work It Out Wombats! TM/© 2022
WGBH Educational Foundation.
All rights reserved.

Wombats! Dance Card



WAG YOUR FINGER

Funding for *Work it Out @ Your Library* is provided by:



Work it Out @ Your Library includes animated videos from *Work It Out Wombats!*, which is produced by GBH Kids and Pipeline Studios.

GBH Kids



Funding for *Work It Out Wombats!* is provided by:




Corporation for Public Broadcasting



GBH Kids Catalyst Fund

Work It Out Wombats! TM/© 2022
WGBH Educational Foundation.
All rights reserved.

Wombats! Dance Card



KICK YOUR LEG

Funding for *Work it Out @ Your Library* is provided by:



Work it Out @ Your Library includes animated videos from *Work It Out Wombats!*, which is produced by GBH Kids and Pipeline Studios.

GBH Kids



Funding for *Work It Out Wombats!* is provided by:



GBH Kids Catalyst Fund

Work It Out Wombats! TM/© 2022 WGBH Educational Foundation. All rights reserved.