






# Make your own finger puppets

Color in, and cut out Elinor, Olive and Ari puppets.

Cut around the dotted lines



Wrap around the puppeteer's finger, then use tape to secure in place



Find more games and activities at [pbskidsforparents.org](https://pbskidsforparents.org)

Produced by:



Funded by:



Funding for ELINOR WONDERS WHY is provided by a Ready To Learn Grant from the Department of Education; the Corporation for Public Broadcasting, a private corporation funded by the American People; and by public television viewers.

The contents of this document was developed under a grant from the Department of Education. However, those contents do not necessarily represent the policy of the Department of Education, and you should not assume endorsement by the Federal Government. The project is funded by a Ready To Learn grant (PR/AWARD No. U295A150003, CFDA No. 84.295A) provided by the Department of Education to the Corporation for Public Broadcasting. ©2020 SHOE INK. All Rights Reserved. PBS KIDS and the PBS KIDS Logo are registered trademarks of Public Broadcasting Service. Used with permission.