

Storytime Stick Puppets



Puppets are a fun way to tell stories. Make puppets of Molly and her family and friends, and use them to retell a story you watched. Or you can take Molly on a new adventure by making up your own story!

Materials

- Printouts of characters and props
- Scissors
- Craft sticks or pencils
- Tape

A **prop** is an object, such as a book or a chair, that a character uses in a performance like a play or a puppet show. Using props helps characters tell a story.

Make Your Puppets and Props

1. Print the pages that follow on card stock or glue them to heavy paper. Use scissors to cut out the characters and props.
2. Place the puppet cutouts face down on a table.
3. Tape a craft stick (or pencil) to the back of each one. Position it so that half of the stick is below the bottom edge of the paper.
4. Now your puppets are ready.



Put Your Puppets into Action

There are lots of ways to play with your puppets! You can make your puppets act out a story or sing and dance. You can also learn a new fact about something you are interested in and have one puppet explain it to another.

Think about what you want your puppets to do. Pick the characters and props that will help you tell your story. Then, put on a puppet show! It can be a show you make by yourself or a show you create with someone else. You can put on the show for your family or friends. Or you can record it and watch it yourself.

Make More Props

You can design your own props, too! Draw pictures of other objects that you want to have in the stories you tell with your puppets. Cut the objects out, tape them onto craft sticks, and add them to your prop collection.

You can also make a simple puppet theater out of an empty cereal box. Find directions here:

<https://www.pbs.org/parents/crafts-and-experiments/mini-pencil-puppet-theater>

pbskids.org/molly

Powered by a Ready To Learn Grant



The contents of this program were developed under a grant from the U.S. Department of Education. However, those contents do not necessarily represent the policy of the Department of Education, and you should not assume endorsement by the Federal Government. The project is funded by a Ready To Learn grant (PR/AWARD No. U295A150003, CFDA No. 84.295A) provided by the Department of Education to the Corporation for Public Broadcasting.

Funding for MOLLY OF DENALI™ is provided by a Ready To Learn Grant from the U.S. Department of Education; the Corporation for Public Broadcasting, a private corporation funded by the American People; and by public television viewers. Additional funding made possible with the participation of the Province of British Columbia Production Services Tax Credit. Corporate funding provided by the T. Rowe Price College Savings Plan and IKEA®.


MOLLY OF DENALI is produced by WGBH Kids and Atomic Cartoons in association with CBC Kids. PBS KIDS and the PBS KIDS Logo are registered trademarks of Public Broadcasting Service. Used with permission.

Molly of Denali, and related characters and indicia are trademarks and copyright 2020 WGBH Educational Foundation. All rights reserved.

Stick Puppets



Molly



Tooeey

Stick Puppets




Trini




Oscar

Stick Puppets




Dad



Mom

Stick Puppets




Grandpa Nat




Suki


Stick Puppets




Puffin




Salmon




Eagle



Summer Hare



Red Fox



Arctic Fox

Props

