









Secret Sandwich Scramble

Jam Sandwich Scramble Cards

Odd Squad needs YOU to help solve a secret sequence scramble! You can use sequencing cards to create a set of "how to" instructions for an activity, like brushing your teeth, planting a flower, or making your own gadget for solving oddness. Here are instructions for making a jam sandwich in seven steps. Cut out the cards and place them in the correct order. On the back of the cards, number them from 1-7. Scramble the cards, and see if you can place them in the correct order for making the sandwich.



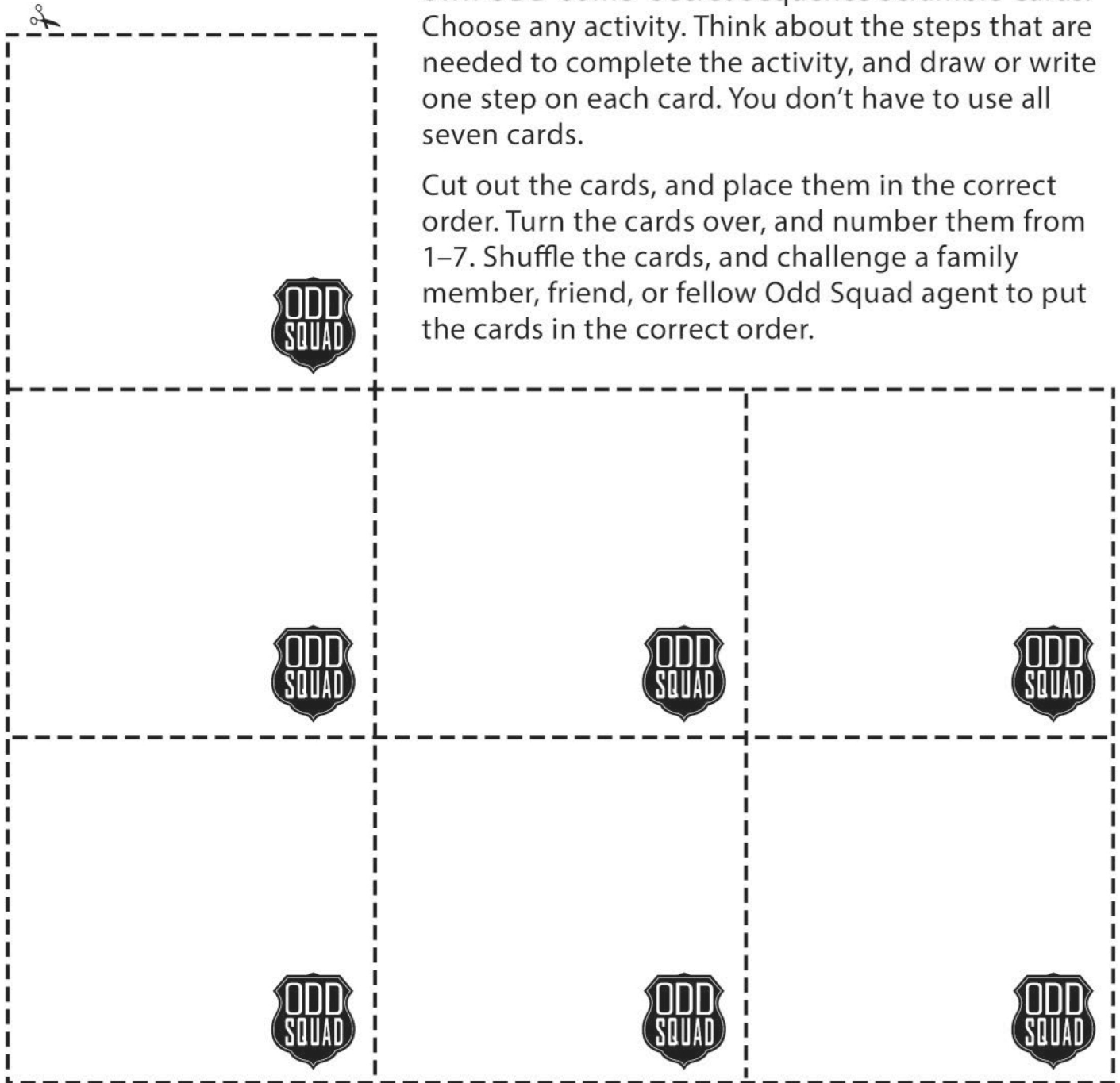


Secret Sequence Scramble

Make-Your-Own Scramble Cards

Use the blank cards on this page to create your own ODD-some "Secret Sequence Scramble Cards." Choose any activity. Think about the steps that are needed to complete the activity, and draw or write one step on each card. You don't have to use all seven cards.

Cut out the cards, and place them in the correct order. Turn the cards over, and number them from 1-7. Shuffle the cards, and challenge a family member, friend, or fellow Odd Squad agent to put the cards in the correct order.



Funded by:



For more games and activities, visit pbskidsforparents.org

ODD SQUAD © 2014 The Fred Rogers Company. All rights reserved. PBS KIDS and the PBS KIDS Logo are registered trademarks of Public Broadcasting Service. Used with permission. Corporate Funding of ODD SQUAD is brought to you by Adventure Academy.

