


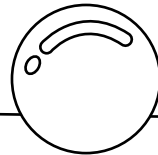





Learn at Home with PBS KIDS



# Sharing Your Creativity BINGO





# Learn at Home with PBS KIDS

**Week of  
December 14th**

## **Hello, Families!**

Welcome to **Learn Along Bingo!** We're happy to share PBS KIDS activities with you and to work with PBS member stations and community partners across the country to help support learning at home. With Learn Along Bingo, children can view, explore, and play as they learn alongside their PBS KIDS friends on the PBS KIDS 24/7 channel. We hope your family will use it to inspire learning each and every day.

### **It's Sharing Your Creativity Week!**

In this packet, there are printable activities and everyday learning ideas for you and your child to choose from. As you complete each square, mark it off to celebrate the learning.

### **Learning Spotlight: Making and Experiencing Music and Movement**

This week, we're learning about how making and experiencing music and movement helps us express ourselves, alone or with others.


### **Show What You Know: Design an Instrument Activity**

The last activity in this packet is a perfect way for children to make an instrument and create their own songs.

**Tune in:** Watch PINKALICIOUS AND PETERRIFIC at 3pm ET on Tuesday, December 15th on the PBS KIDS 24/7 channel.

Ready for more? Watch your favorite PBS KIDS shows on the 24/7 channel and live stream at [pbskids.org/video/livetv](https://pbskids.org/video/livetv) or on your local PBS station.

**Happy learning!**  
**PBS KIDS**




**Find free activities, articles and tips to support at-home learning on [pbskidsforparents.org](https://pbskidsforparents.org)**

PBS KIDS and the PBS KIDS Logo are registered trademarks of Public Broadcasting Service. Used with permission.




# Sharing Your Creativity


# BINGO




**Music to Our Ears**




**Play an original song on your instrument. Practice performing different tempos.**



**Makin' Tracks with Play Dough**



**Make a homemade instrument as a gift for someone.**



**Design an Instrument**



**Watch and perform a dance from a different culture. How are the movements unique?**



**Present Tags**



**Use your whole body to show how you feel: sad, happy, excited.**



**The Scribble Game**

**Grades 1-2**

**Find more games and activities at [pbs.org/parents/learn-at-home](https://pbs.org/parents/learn-at-home)**



PBS KIDS and the PBS KIDS Logo are registered trademarks of Public Broadcasting Service. Used with permission. Made available by the Corporation for Public Broadcasting, a private corporation funded by the American people.



# Cyberchase

## Inventive Innovations



# Music to Our Ears!

Help! Hacker stole all the musical instruments from the borgs in R-Fair City on the day of their big parade! Can you invent a musical instrument to save the parade?


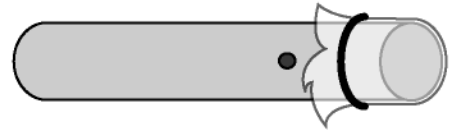
## Materials

For your Music Maker:

- plastic and paper cups, paper plates, beans, beads, jingle bells, paper towel rolls, pipe cleaners, paper straws, waxed paper, combs, rubber bands, balloons, craft sticks, plastic salad bar containers, aluminum foil, and other found objects
- Masking tape
- Stapler
- "My Invention Design" handout
- Pencil

## Make Your Instrument

- 1 Play with the materials. Find sounds that you like by shaking, striking, or spinning objects.
- 2 Use the "My Invention Design" handout to plan your Music Maker. Make a sketch to show what it looks like.
- 3 Make your instrument and try it out. Does it work the way you planned?
- 4 What changes can you make to your instrument to improve how it sounds?



## How Am I Inventing?

Inventors take time to plan an invention before they start building. They start with an idea of what they want their invention to do and make a plan. When they stick to that plan, they can build an invention that works the way they want. This is called *designing for function*. When you design your instrument to make a particular sound, you're designing for function, too.



Get inventive with **CYBERCHASE** on **PBS KIDS!**  
For more games and activities, visit [pbskidsforparents.org](http://pbskidsforparents.org)



To be used with "Music to Our Ears"

# Ideas to Get You Started...

## Kazoo



- Cut out a piece of waxed paper big enough to fit over one end of a cardboard tube (toilet paper or paper towel roll).
- Securely wrap the piece of waxed paper around one end of the tube and use a rubber band to hold it in place.
- Make sure that there are no gaps between the waxed paper and the tube. If the paper feels loose, use more rubber bands.
- Using a pencil, carefully punch a hole in the side of the tube near the waxed paper.
- Hum or sing into the opposite, open end of the tube.

## Straw Oboe

- Flatten the last 1/2 inch of a straw with your fingers.
- Cut off the top 2 corners of the flattened portion of the straw so that it looks like an upside down V.
- Place the V end in your mouth.
- Tighten your lips and blow through the straw.  
Do you hear a buzzing noise?
- Now cut off an inch of the straw end not in your mouth.
- Listen to the sound your shorter straw makes. What do you notice about the sound? How did it change?

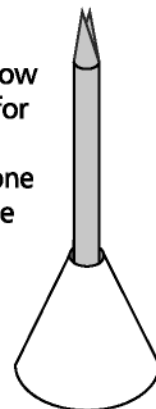


## Straw Trombone

- Make a Straw Oboe.
- Place the Straw Oboe inside a larger straw, with the mouth end sticking out.
- Blow through the Straw Oboe and slide the large straw to change the pitch.

## Straw Oboe Megaphone

- Make a Straw Oboe.
- Cut out a small hole at the bottom of a snow cone cup. Make sure it is just big enough for your Straw Oboe to fit through.
- Place your Straw Oboe through the snow cone cup with the mouth end sticking out of the pointed end of the cup. Tape it together with masking tape.
- Blow through the Straw Oboe and notice what happens.



## Goose Call

- Tie a piece of yarn to a paper clip.
- Have an adult help you poke a hole in the bottom center of a plastic cup.
- Thread the other end of the yarn through the hole in the bottom of the cup so the paper clip is inside the cup.
- Wet your thumb and first finger with water.
- While holding the cup in your dry hand, pinch the yarn where it reaches the cup.
- Pull down on the yarn away from the cup, letting it slide through your fingers.

## Pluck Drums

- Get a plastic cup.
- Get a balloon and cut off the end where you blow into it.
- Stretch the balloon and then place over the top of the cup. The balloon's rubber should be stretchy enough to hold it in place.
- Pinch a little of the balloon over the top of the cup between your thumb and index finger.
- Pull up slightly and let go.

Get inventive with CYBERCHASE on PBS KIDS!

For more games and activities, visit [pbskidsforparents.org](http://pbskidsforparents.org)

Cyberchase is a production of THIRTEEN Productions LLC in association with WNET. © THIRTEEN Productions LLC. All rights reserved. FPBS KIDS and the PBS KIDS logo are registered trademarks of PBS. Used with permission. Made available by the Corporation for Public Broadcasting, a private corporation funded by the American people.

Name \_\_\_\_\_



To be used with "Music to Our Ears"

# My Invention Design

**Name of my invention:**

\_\_\_\_\_

**Sounds I want my invention to make:**

\_\_\_\_\_

\_\_\_\_\_

**Materials I need to make my invention:**

\_\_\_\_\_

\_\_\_\_\_

\_\_\_\_\_

\_\_\_\_\_



**What my invention will look like:**



**Get inventive with CYBERCHASE on PBS KIDS!**  
**For more games and activities, visit [pbskidsforparents.org](http://pbskidsforparents.org)**

Cyberchase is a production of THIRTEEN Productions LLC in association with WNET. © THIRTEEN Productions LLC. All rights reserved.  
FPBS KIDS and the PBS KIDS logo are registered trademarks of PBS. Used with permission.  
Made available by the Corporation for Public Broadcasting, a private corporation funded by the American people.





# MAKIN' TRACKS WITH PLAY DOUGH!




## DIFFICULTY: EASY

When you walk in wet sand, snow or mud, you leave behind a footprint. Animals do, too! We call those prints, "tracks." Next time you're exploring, look for tracks on the ground!

You can also make your own tracks to compare with friends, your pet, or one of the Nature Cat gang! Using play dough, make YOUR nature tracks to create an artistic masterpiece!



## MATERIALS

-  Play dough
-  Rolling pin
-  Washable paint and paintbrush (optional)



## CAPTURE YOUR TRACKS

- 1 Make two balls with your dough.
- 2 Roll out each dough ball on a flat surface until it is a little bit bigger than your foot.
- 3 Ready? Press your hand into one piece of the dough.
- 4 Now repeat with a foot (or a patient pet.)
- 5 Let it dry and add some color with paint!



Find more games and activities at [pbskidsforparents.org](http://pbskidsforparents.org)


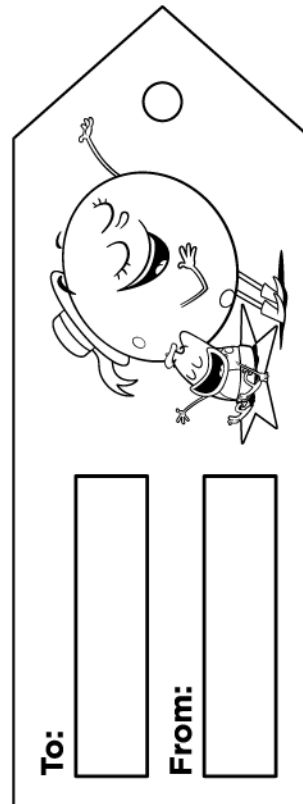







PBS KIDS and the PBS KIDS Logo are registered trademarks of Public Broadcasting Service. Used with permission. NATURE CAT and associated characters, trademarks and design elements are owned by Spiffy Entertainment, LLC © 2016 Spiffy Entertainment, LLC. All rights reserved. Major funding for the series is provided by the Corporation for Public Broadcasting (CPB) and the Van Eekeren Family, founders of Land O'Frost. Additional funding: The Hamill Family Foundation, The Segal Family Foundation, The Arthur Vining Davis Sons, Polk Bros. Foundation, Alvin H. Baum Foundations, Polk Bros. Foundation, Alvin H. Baum Family Fund, Bobolink Foundation, Sage Foundation, The David E. Zyer Family, Dr. Scholl Foundation, and Colonel Stanley R. McNeil Foundation. Made available by the Corporation for Public Broadcasting, a private corporation funded by the American people.



# Present Tags

- \* Make homemade presents (like artwork) for others.
- \* Color the tags and ask an adult to help cut them out.
- \* Write names in the "To" and "From" boxes.
- \* Attach the tags to the presents.
- \* Deliver homemade presents you make.



Find more games and activities at [pbskidsforparents.org](http://pbskidsforparents.org)

Produced by:



Sponsored by:



# THE SCRIBBLE GAME



Scribbles  
and  
Ink

Here's a scribble.  
What could it be?



Add onto this  
scribble and  
then pass it to  
a friend.



[pbskids.org](http://pbskids.org)

Produced by GBH Kids for PBS. Funded by the Corporation for Public Broadcasting and Gerneshausen Foundation. © 2010 WGBH Educational Foundation. Based on Scribbles and Ink books written by Ethan Long, published by Harriet Ziefert, Inc., underlying Scribbles and Ink characters and artwork are copyrights and trademarks of Ethan Long. Made available by the Corporation for Public Broadcasting, a private corporation funded by the American people.



GBH Kids

The PBS KIDS wordmark and the PBS KIDS logo are registered trademarks of Public Broadcasting Service. Used with permission.

# Make Your Own Instrument!




**1** Cut along the dotted line.



**2** Roll the paper into a cylinder and staple one end shut. Fill the shaker full of beans, pasta, or gravel. Hold the shaker by the base (the stapled end). Pinch and staple the center of the top so that the crease goes in the opposite direction from the base.



**3** Finish the shaker by making sure both ends are stapled shut.



Find more games and activities at [pbskidsforparents.org](http://pbskidsforparents.org)

Funding for PINKALICIOUS & PETERIFIC® is provided by the Corporation for Public Broadcasting, and public television viewers. Produced with the participation of Northern Ireland Screen. Corporate funding is provided by Kiddie Academy®, Homer and Target.



© 2020 WGBH. Underlying © VBK Co., or VBK Co. and Elizabeth Kann. TM: VBK Co. All third-party trademarks are the property of their respective owners. Used with permission. PBS KIDS and the PBS KIDS Logo are registered trademarks of Public Broadcasting Service. Used with permission. Made available by the Corporation for Public Broadcasting, a private corporation funded by the American people.

PINKALICIOUS & PETERIFIC® is produced by GBH Kids and Sixteen South Studios.





# Learn at Home with PBS KIDS

**Schedule Begins October 5, 2020**

Explore reading, math, science, life lessons, and more on the PBS KIDS 24/7 channel and live stream! The TV schedule below offers you and your child a chance to learn anytime alongside your favorite PBS KIDS characters.



<b>TIME (M-F)</b>	<b>SHOW</b>	<b>GRADE</b>	<b>LEARNING GOAL</b>
6/5c am	Splash and Bubbles	PK-K	Science
6:30/5:30c am	WordWorld	PK-K	Literacy
7/6c am	Peg + Cat	PK-K	Math
7:30/6:30c am	Peep and the Big Wide World	PK-K	Science
8/7c am	Sid the Science Kid	PK-K	Science
8:30/7:30c am	Super WHY!	PK-K	Literacy
9/8c am	Pinkalicious & Peterrific	PK-1	The Arts
9:30/8:30c am	Clifford the Big Red Dog	PK-K	Social & Emotional Learning, Literacy
10/9c am	Let's Go Luna!	K-2	Social Studies
10:30/9:30c am	Dinosaur Train	PK-K	Science
11/10c am	The Cat in the Hat Knows a Lot About That!	PK-1	Science & Engineering
11:30/10:30c am	Martha Speaks	K-2	Literacy
12 pm/11c am	Nature Cat	K-3	Science
12:30 pm/11:30c am	Ready Jet Go!	K-2	Science & Engineering
1/12c pm	Arthur	K-2	Social & Emotional Learning
1:30/12:30c pm	Odd Squad	K-2	Math
2/1c pm	Cyberchase	1-5	Math
2:30/1:30c pm	Molly of Denali	K-2	Literacy
3/2c pm	Pinkalicious & Peterrific	PK-1	The Arts
3:30/2:30c pm	Elinor Wonders Why	PK-K	Science & Engineering
4/3c pm	Sesame Street	PK-K	Literacy, Math, Social & Emotional Learning
4:30/3:30c pm	Daniel Tiger's Neighborhood	PK-K	Social & Emotional Learning
5/4c pm	Curious George	PK-K	Math, Science & Engineering
5:30/4:30c pm	Curious George	PK-K	Math, Science & Engineering
6/5c pm	Wild Kratts	K-2	Science
6:30/5:30c pm	Wild Kratts	K-2	Science

**Access FREE, at-home learning activities, tips, and more on [pbskidsforparents.org](https://pbskidsforparents.org)**



# Learn at Home with PBS KIDS

Play and learn anytime and anywhere with free apps from PBS KIDS! Use the chart below to find the app that aligns to your child's grade, learning goal, and favorite PBS KIDS show - then download it on your on your mobile or tablet device to play online, offline, or anytime.


## Apps for Social & Emotional Learning

Daniel Tiger for Parents	PK-K	Social & Emotional Learning
PBS KIDS Games app	K-2	Multiple Learning Goals
PBS KIDS Video app	K-2	Multiple Learning Goals




## Apps for Literacy Learning

Dinosaur Train A to Z	PK-K	Literacy, Science
Molly of Denali	K-2	Literacy
PBS KIDS Games app	K-2	Multiple Learning Goals
PBS KIDS Video app	K-2	Multiple Learning Goals



## Apps for STEM Learning (Science, Technology, Engineering & Math)

PBS Parents Play & Learn	PK-K	Literacy, Math	Ready Jet Go! Space Explorer	K-2	Science
Play & Learn Engineering	PK-K	Science and Engineering	Ready Jet Go! Space Scouts	K-2	Science and Engineering
Play & Learn Science	PK-K	Science	Nature Cat's Great Outdoors	K-3	Science
Splash and Bubbles for Parents	PK-K	Science	PBS KIDS ScratchJr	1-2	Coding
Splash and Bubbles Ocean Adventure	PK-K	Science	Outdoor Family Fun with Plum	1-3	Science and Engineering
The Cat in the Hat Builds That!	PK-K	Science and Engineering	Cyberchase Shape Quest	1-5	Math, Science
The Cat in the Hat Invents	PK-K	Science and Engineering	PBS KIDS Games app	K-2	Multiple Learning Goals
Jet's Bot Builder: Robot Games	K-2	Science and Engineering	PBS KIDS Video app	K-2	Multiple Learning Goals
Photo Stuff with Ruff	K-2	Science			



[pbskids.org/apps](https://pbskids.org/apps)

