






Learn at Home with PBS KIDS

Shapes

BINGO





Learn at Home with PBS KIDS

**Week of
November 9th**

Hello, Families!

Welcome to "**Learn Along**" Bingo! We're happy to share PBS KIDS activities with you and to work with PBS member stations and community partners across the country to help support learning at home. With "Learn Along" Bingo, children can view, explore, and play as they learn alongside their PBS KIDS friends on the PBS KIDS 24/7 channel. We hope your family will use it to inspire learning each and every day.

It's Shapes Week!

In this packet, there are printable activities and everyday learning ideas for you and your child to choose from. As you complete each square, mark it off to celebrate the learning.

Learning Spotlight: "Shape Attributes"

This week, we're learning about how identifying shape attributes helps us to see how shapes are similar and different. *What do you notice about different shapes? How many sides and corners does the shape have? Is the shape opened or closed? Does the shape have curves or is it just made up of straight lines?*

Show What You Know: Shape Hunt Activity

The last activity in this packet is a perfect way for children to show what they've learned about shapes.

Tune in: Watch ODD SQUAD at 12:30pm EDT on Tuesday, November 10th on the PBS KIDS 24/7 channel.

Ready for more? Watch your favorite PBS KIDS shows on the 24/7 channel and live stream at pbskids.org/video/livetv or on your local PBS station.

Happy learning!
PBS KIDS



Find free activities, articles and tips to support at-home learning on pbskidsforparents.org


PBS KIDS and the PBS KIDS Logo are registered trademarks of Public Broadcasting Service. Used with permission.




Shapes

○ △ □


BINGO




Build a Better Birdbath



How many faces does a cube have? Find a cube and count them.



The Hexagon Challenge




How many rectangular prisms can you find in two minutes?




Architecture Scavenger Hunt




Cut out ten shapes from cardboard. Then, make a shape sculpture.



Tangrams



Draw a triangle. How many vertices does it have?



Mystery Object

Grades 1-2

Find more games and activities at pbs.org/parents/learn-at-home



PBS KIDS and the PBS KIDS Logo are registered trademarks of Public Broadcasting Service. Used with permission. Made available by the Corporation for Public Broadcasting, a private corporation funded by the American people.



Build a Better Birdbath



It's all in the column!

After a birdbath mishap, Ruff wonders if a different column would make it stronger. Which shape would support the most weight?

Help Ruff build a better birdbath. Using paper and books, investigate with three different birdbath models to find the strongest design.

Materials:

- Column templates
- Tape
- Books

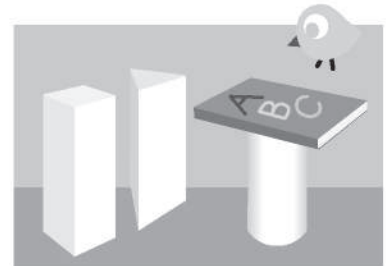

Instructions:

- 1) Print the column templates (on the following pages) and construct three different shaped columns—square, triangle, and circle.
- 2) On a hard surface, stand the three columns on end. Can you predict which shape is the strongest?
- 3) Place a book on top of the first column to create a birdbath platform. Now place that same book on the second and third columns. Did any of the columns support the book?
- 4) Now try placing two or three books on the remaining columns. To keep the weight equal, stack the same books on each column. Which was the strongest? Was your prediction correct?

REMEMBER: Columns are most stable with a balanced load. Place the books evenly on top of each column.

More Ways to Play:

- Can you build a structure that holds three or more books?
- Try using more than one column.
- Try using different types of paper.



For more fun, visit pbskidsforparents.org



The contents of this document were developed under a cooperative agreement (PR/Award No. U295A150003, CFDA No. 84.295A) from the U.S. Department of Education. However, these contents do not necessarily represent the policy of the Department of Education, and you should not assume endorsement by the Federal Government. • The Ruff Ruffman Show © 2017 WGBH Educational Foundation. • The PBS KIDS logo & PBS KIDS © PBS. Used with permission. • This document may be printed for personal, non-commercial purposes. Made available by the Corporation for Public Broadcasting, a private corporation funded by the American people.

Square Column


(fold)

Print page at 100%
Flap for Overlap (tape to opposite edge)

(fold)



(fold)




(fold)

Triangle Column


(fold)

Print page at 100%
Flap for Overlap (tape to opposite edge)

(fold)




(fold)



Circle Column

(fold)

Print page at 100%
Flap for Overlap (tape to opposite edge)



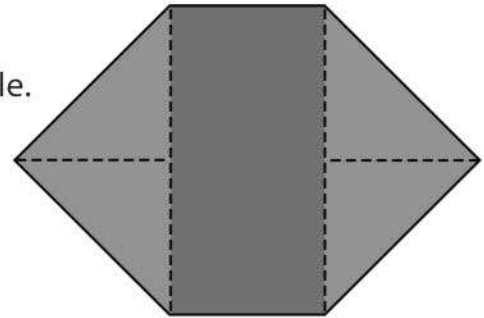


The Hexagon Challenge

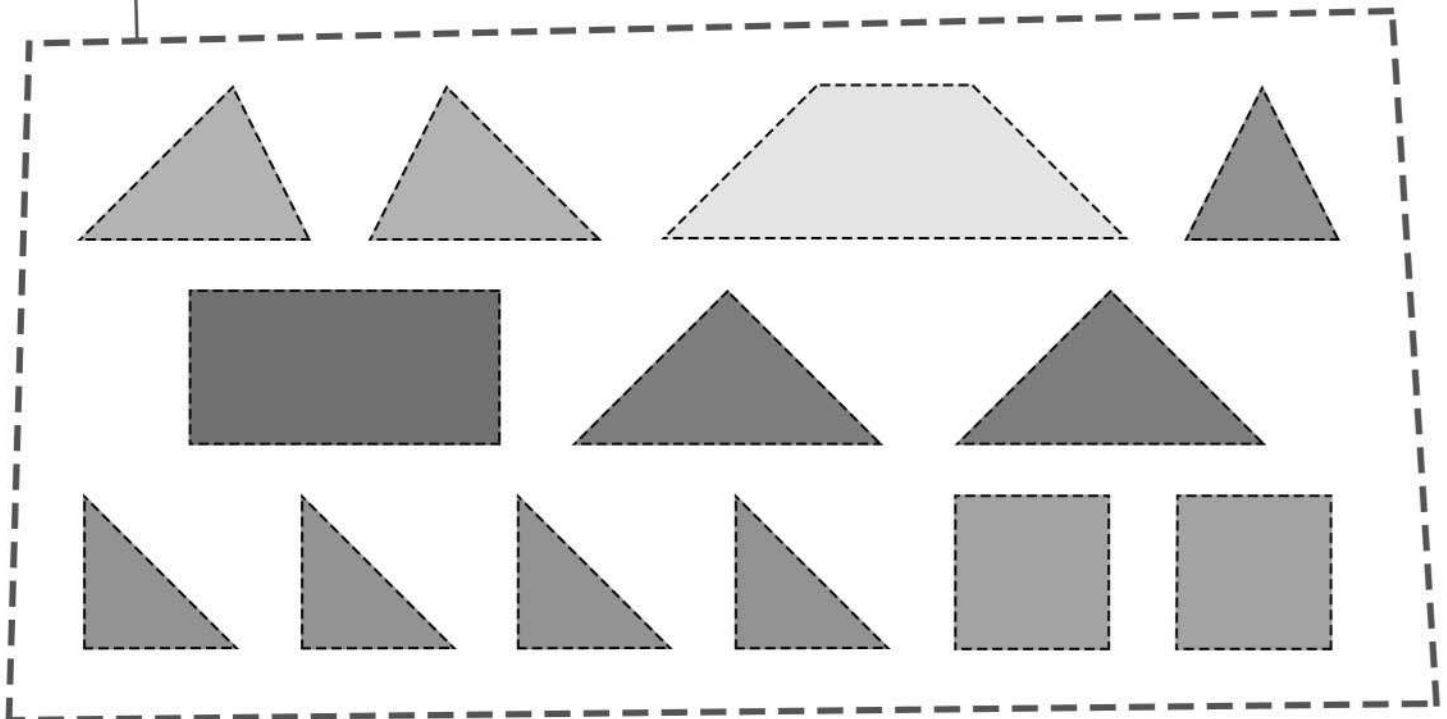
Use your Odd Squad agent skills to solve The Hexagon Challenge. Print out the two pages.

1. Cut out all the shapes from the Shape Box.
2. On the next page, mix and match your shapes to make a hexagon.
3. Record how you did it by drawing the lines of each shape you used like in the example at the top.
4. Reuse your shapes again and again to make more hexagon patterns. Try to find **8 different** ways to make a hexagon.

Here's a hexagon made with 4 triangles and a rectangle.



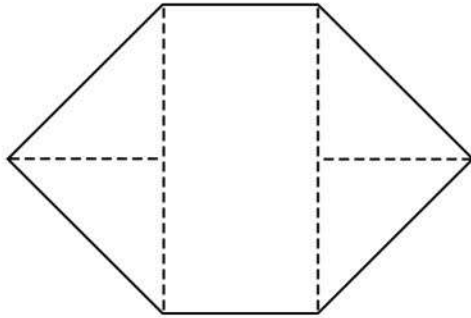
Shape Box



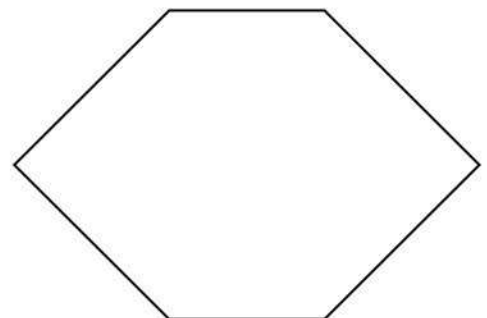
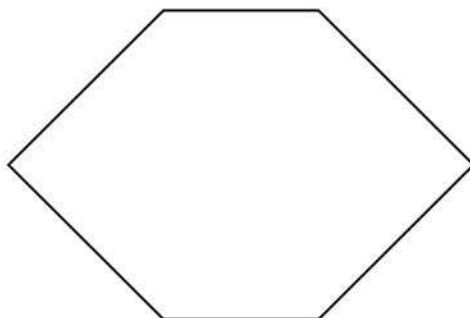
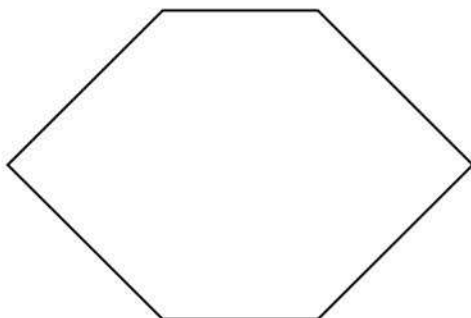
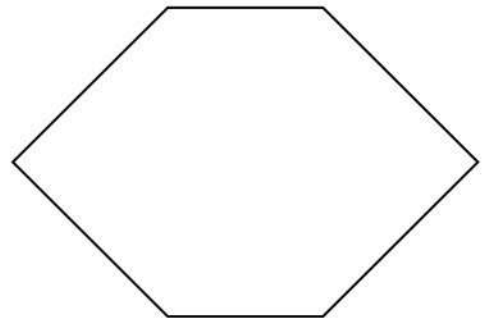
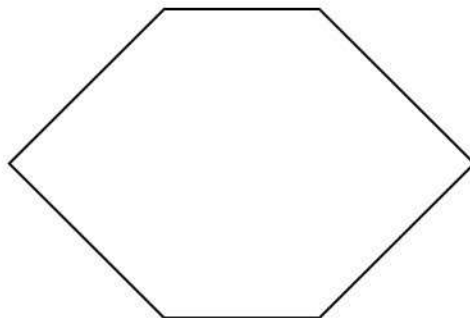
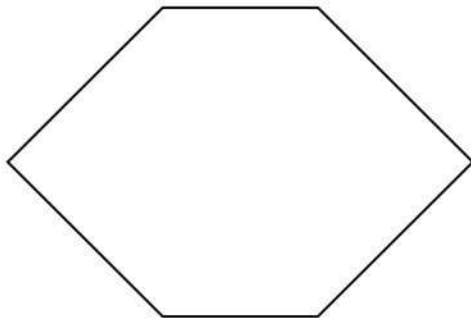
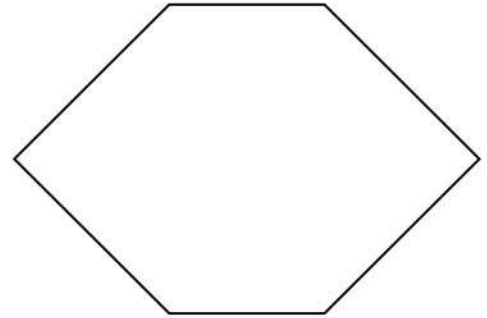
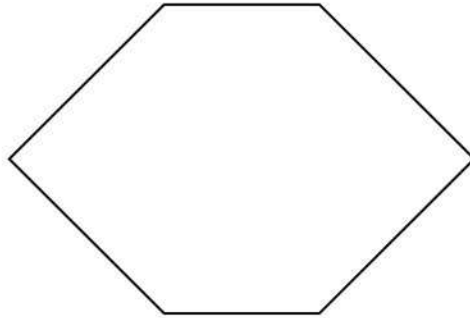
For more printables, go to pbskidsforparents.org



The Hexagon Challenge



Example



When you are finished with the challenge, check out some possible solutions at www.fredrogers.org/odd-squad-hexagon-solution/

For more printables, go to pbskidsforparents.org



ODD SQUAD © 2014 The Fred Rogers Company. All rights reserved. PBS KIDS and the PBS KIDS Logo are registered trademarks of Public Broadcasting Service. Used with permission. Corporate Funding of ODD SQUAD is brought to you by Adventure Academy. This document may be printed for personal, non-commercial purposes. Made available by the Corporation for Public Broadcasting, a private corporation funded by the American people.





Tangrams



A tangram puzzle uses 7 polygon shapes to create a larger shape or picture.

Cut out the tangram shapes on the next page and then try to complete these challenges:

- Can you use all 7 shapes to recreate the number and animal images show in the pictures?
- Can you create your own shapes or figures using the 7 polygon shapes?
- Can you use the shapes to tell an odd story?



TAKE IT FURTHER

Odd Squad Video: How to Repair Oonabot

<http://pbskids.org/video/odd-squad/2365799193>
is a perfect video to go along with this activity.

For more printables, go to pbskidsforparents.org



Funded by: ODD SQUAD© 2014 The Fred Rogers Company. All rights reserved. PBS KIDS and the PBS KIDS Logo are registered trademarks of Public Broadcasting Service. Used with permission. Corporate Funding of ODD SQUAD is brought to you by Adventure Academy. This document may be printed for personal, non-commercial purposes. Made available by the Corporation for Public Broadcasting, a private corporation funded by the American people.







Tangrams



TAKE IT FURTHER:
Try these shapes too!



 Cut out each shape.



For more printables, go to pbskidsforparents.org



Funded by: ODD SQUAD© 2014 The Fred Rogers Company. All rights reserved. PBS KIDS and the PBS KIDS Logo are registered trademarks of Public Broadcasting Service. Used with permission. Corporate Funding of ODD SQUAD is brought to you by Adventure Academy. This document may be printed for personal, non-commercial purposes. Made available by the Corporation for Public Broadcasting, a private corporation funded by the American people.



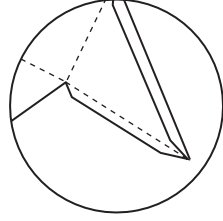
Mystery Object

Fold the 2-D shape to make a 3-D object!

Materials Scissors Gluestick Markers

Instructions

- 1 Cut out the 2-dimensional shape along all the solid lines.
- 2 Fold the shape along the dotted lines.
- 3 Bring the shape together so the tabs meet. On each tab, put a little glue — not too much!
- 4 Attach the tabs, and you've got your 3-dimensional object! Can you name the 3-D shape?




Make Connections to...

Science

Chemists draw 2-dimensional pictures of molecules to show how they string together in the 3-dimensional world. In medicine, doctors use 2-dimensional x-rays to better understand our 3-dimensional bodies.

Engineering

Structural engineers use plans and blueprints that are 2-dimensional versions of 3-dimensional structures. Industrial engineers design packaging that starts out as flat shapes that can be assembled into 3-dimensional containers.



For more activities, visit pbskidsforparents.org

Cyberchase is a production of THIRTEEN Productions LLC in association with WNET. © THIRTEEN Productions LLC. All rights reserved. PBS KIDS and the PBS KIDS Logo are registered trademarks of Public Broadcasting Service. Used with permission. Made available by the Corporation for Public Broadcasting, a private corporation funded by the American people.



Architecture Scavenger Hunt



Can you find these shapes around your school or in the buildings in your neighborhood? Draw a picture of the shape and where you found it.

Rectangle

A large rectangular box with a horizontal line near the top. A small rectangle is drawn in the top section. The rest of the box is blank for drawing.

Circle

A large rectangular box with a horizontal line near the top. A small circle is drawn in the top section. The rest of the box is blank for drawing.

Half Circle

A large rectangular box with a horizontal line near the top. A small semi-circle is drawn in the top section. The rest of the box is blank for drawing.

Triangle

A large rectangular box with a horizontal line near the top. A small triangle is drawn in the top section. The rest of the box is blank for drawing.

Find more games and activities at pbskidsforparents.org





Learn at Home with PBS KIDS

Schedule Begins October 5, 2020

Explore reading, math, science, life lessons, and more on the PBS KIDS 24/7 channel and live stream! The TV schedule below offers you and your child a chance to learn anytime alongside your favorite PBS KIDS characters.



TIME (M-F)	SHOW	GRADE	LEARNING GOAL
6/5c am	Splash and Bubbles	PK-K	Science
6:30/5:30c am	WordWorld	PK-K	Literacy
7/6c am	Peg + Cat	PK-K	Math
7:30/6:30c am	Peep and the Big Wide World	PK-K	Science
8/7c am	Sid the Science Kid	PK-K	Science
8:30/7:30c am	Super WHY!	PK-K	Literacy
9/8c am	Pinkalicious & Peterrific	PK-1	The Arts
9:30/8:30c am	Clifford the Big Red Dog	PK-K	Social & Emotional Learning, Literacy
10/9c am	Let's Go Luna!	K-2	Social Studies
10:30/9:30c am	Dinosaur Train	PK-K	Science
11/10c am	The Cat in the Hat Knows a Lot About That!	PK-1	Science & Engineering
11:30/10:30c am	Martha Speaks	K-2	Literacy
12 pm/11c am	Nature Cat	K-3	Science
12:30 pm/11:30c am	Ready Jet Go!	K-2	Science & Engineering
1/12c pm	Arthur	K-2	Social & Emotional Learning
1:30/12:30c pm	Odd Squad	K-2	Math
2/1c pm	Cyberchase	1-5	Math
2:30/1:30c pm	Molly of Denali	K-2	Literacy
3/2c pm	Pinkalicious & Peterrific	PK-1	The Arts
3:30/2:30c pm	Elinor Wonders Why	PK-K	Science & Engineering
4/3c pm	Sesame Street	PK-K	Literacy, Math, Social & Emotional Learning
4:30/3:30c pm	Daniel Tiger's Neighborhood	PK-K	Social & Emotional Learning
5/4c pm	Curious George	PK-K	Math, Science & Engineering
5:30/4:30c pm	Curious George	PK-K	Math, Science & Engineering
6/5c pm	Wild Kratts	K-2	Science
6:30/5:30c pm	Wild Kratts	K-2	Science

Access FREE, at-home learning activities, tips, and more on pbskidsforparents.org



Learn at Home with PBS KIDS

Play and learn anytime and anywhere with free apps from PBS KIDS! Use the chart below to find the app that aligns to your child's grade, learning goal, and favorite PBS KIDS show - then download it on your on your mobile or tablet device to play online, offline, or anytime.


Apps for Social & Emotional Learning

Daniel Tiger for Parents	PK-K	Social & Emotional Learning
PBS KIDS Games app	K-2	Multiple Learning Goals
PBS KIDS Video app	K-2	Multiple Learning Goals




Apps for Literacy Learning

Dinosaur Train A to Z	PK-K	Literacy, Science
Molly of Denali	K-2	Literacy
PBS KIDS Games app	K-2	Multiple Learning Goals
PBS KIDS Video app	K-2	Multiple Learning Goals



Apps for STEM Learning (Science, Technology, Engineering & Math)

PBS Parents Play & Learn	PK-K	Literacy, Math	Ready Jet Go! Space Explorer	K-2	Science
Play & Learn Engineering	PK-K	Science and Engineering	Ready Jet Go! Space Scouts	K-2	Science and Engineering
Play & Learn Science	PK-K	Science	Nature Cat's Great Outdoors	K-3	Science
Splash and Bubbles for Parents	PK-K	Science	PBS KIDS ScratchJr	1-2	Coding
Splash and Bubbles Ocean Adventure	PK-K	Science	Outdoor Family Fun with Plum	1-3	Science and Engineering
The Cat in the Hat Builds That!	PK-K	Science and Engineering	Cyberchase Shape Quest	1-5	Math, Science
The Cat in the Hat Invents	PK-K	Science and Engineering	PBS KIDS Games app	K-2	Multiple Learning Goals
Jet's Bot Builder: Robot Games	K-2	Science and Engineering	PBS KIDS Video app	K-2	Multiple Learning Goals
Photo Stuff with Ruff	K-2	Science			



pbskids.org/apps

