







Learn at Home with PBS KIDS

Family Storytelling

BINGO





Learn at Home with PBS KIDS

**Week of
November 2nd**

Hello, Families!

Welcome to "**Learn Along**" Bingo! We're happy to share PBS KIDS activities with you and to work with PBS member stations and community partners across the country to help support learning at home. With "Learn Along" Bingo, children can view, explore, and play as they learn alongside their PBS KIDS friends on the PBS KIDS 24/7 channel. We hope your family will use it to inspire learning each and every day.

It's Family Storytelling Week!

In this packet, there are printable activities and everyday learning ideas for you and your child to choose from. As you complete each square, mark it off to celebrate the learning.

Learning Spotlight: "Personal History"

This week, we're learning how our personal history helps us to see how our family changes and stays the same over time.

Show What You Know: Sharing Stories

The last activity in this packet is a perfect way for children to brainstorm a story about their family.

Tune in: Watch the PBS KIDS program, MOLLY OF DENALI on Tuesday, November 3rd at 2:30pm EDT on the PBS KIDS 24/7 channel.

Ready for more? Watch your favorite PBS KIDS shows on the 24/7 channel and live stream at pbskids.org/video/livetv or on your local PBS station.

Happy learning!
PBS KIDS



Find free activities, articles and tips to support at-home learning on pbskidsforparents.org

PBS KIDS and the PBS KIDS Logo are registered trademarks of Public Broadcasting Service. Used with permission.

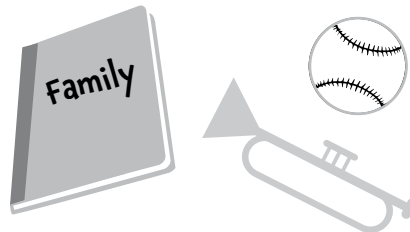


Family Storytelling

BINGO




Storytelling Game



Talk about an item that is special to your family. Why is it special?




Interrogation Prerogative



Choose one family photo and talk about who is in it, where it took place, and what happened.



Sharing Stories



Go for a walk and choose one item. Talk about why you chose it.



Molly of Denali Storytelling Puppets



Take turns and finish the sentence: Remember a time when...



Let's Go Luna! Postcards

Grades 1-2

Find more games and activities at pbs.org/parents/learn-at-home





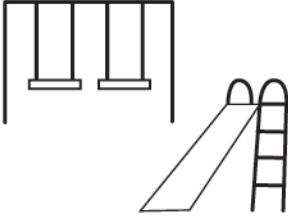
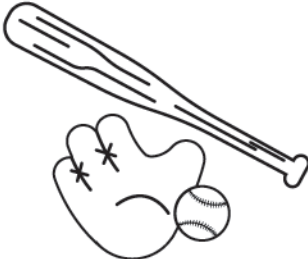












PBS KIDS and the PBS KIDS Logo are registered trademarks of Public Broadcasting Service. Used with permission. Made available by the Corporation for Public Broadcasting, a private corporation funded by the American people.



Super Storytelling

Instructions: Engaging characters, unique settings, and crazy problems to overcome are just some of the elements of good storytelling. Get the super story juices flowing as you mix up characters, settings, and objects for your own super story creations. Color and then cut out each row of images. Keep them in four separate piles. Then, place each pile face down on a flat surface. Mix each set and then choose one card from each pile. Create your own story and write about it using the Super Storytelling chart.

Character	 Young Child	 Parent	 Grandparent	 Older Child
Setting	 Park	 Baseball Field	 Beach	 Living Room
Weather	 Sunny	 Rainy	 Cloudy	 Windy
Object	 Cape	 Seashells and Bucket	 Rainbow Parachute	 Book

Find more games and activities at pbskidsforparents.org



Super Storytelling

Name

Instructions: Use this Super Storytelling chart to brainstorm the parts of your story. Identify the characters and the setting and think about the plot. When you finish your basic outline, you are ready to begin writing!

Characters:

Setting:

Plot-First:

Plot-Then:


Plot-Last:

Find more games and activities at pbskidsforparents.org



Interrogation Prerogative

In "A Curious Case of Curiosity" WordGirl has to save the city from being barraged by questions, but sometimes questions can be useful. Asking questions can help you learn more about people, places and things. In this game, everyone can learn new things about one another when you ask, and answer, questions. Here's how you can play:



What you'll need:

- A piece of paper
- Scissors (ask an adult for help if you need it)
- A pencil or pen to write down the questions
- A hat or bowl
- Create a list of questions (we have started a list below)
- Write them on a blank sheet of paper so that you can cut them into individual strips
- Put the strips of paper with the questions into a hat or bowl
- Each player takes a turn by picking a question at random and asking another player that question
- Replace the questions and repeat until everyone has answered every question

My questions:

What's your favorite animal?

What's your favorite word?

What's your favorite song?

What's your favorite fruit?

What's your least favorite food?

Another question for you:

A *question* is a noun, but to *question* is a verb meaning to interrogate or doubt. What are two **synonyms** for question (that means other words that mean the same thing as question)?


1 _____

2 _____

Potential answers to "more questions": Ask, quiz, query, suspect, distrust

Find more games and activities at pbskidsforparents.org






Storytelling Puppets

Directions: Color and then cut out the character puppets. Glue each puppet onto a popsicle stick. Use the puppets to retell the sequence of events from the PBS KIDS episode you watched. Talk about the characters, the problem, what the characters did, the solution and what they learned. You can even create an original storyline!



Molly



Tooey



Trini



Suki



Puffin

For more games and activities, visit pbskidsforparents.org

Produced by:



Funded by:




MOLLY OF DENALI™ is produced by GBH Kids and Atomic Cartoons in association with CBC Kids. MOLLY OF DENALI, TM© 2020 WGBH Educational Foundation. All rights reserved. Funding for MOLLY OF DENALI™ is provided by a Ready To Learn Grant from the U.S. Department of Education; the Corporation for Public Broadcasting, a private corporation funded by the American People; and by public television viewers. Made available by the Corporation for Public Broadcasting, a private corporation funded by the American people. Additional funding made possible with the participation of the Province of British Columbia Production Services Tax Credit. Corporate funding provided by the T. Rowe Price College Savings Plan and IKEA Retail U.S. The contents of this program were developed under a grant from the Department of Education. However, those contents do not necessarily represent the policy of the Department of Education, and you should not assume endorsement by the Federal Government. The project is funded by a Ready To Learn grant (PRI/AWARD No. U295A150003, CFDA No. 84.295A) provided by the Department of Education to the Corporation for Public Broadcasting. PBS KIDS and the PBS KIDS Logo are registered trademarks of Public Broadcasting Service. Used with permission.




Let's go
Iwawa!

Draw the special people, places and animals in your city here!



My city _____





Write your message here:

Many people who visit Juneau, Alaska go on a whale watching expedition. Can you spot the black and white Orca whale on this postcard?

To:

Place Stamp Here

Let's Go LUNA!

Send a postcard from Alaska, China, and Mexico. Write a message, or draw a picture, on the back of the postcard and send it to friends or family members. Tell them a story about your family and what things you like to do together.

Funded by:

© 2018 LATW Productions Inc. Corporate Funding for LET'S GO LUNA is provided by Target. PBS KIDS and the PBS KIDS Logo are registered trademarks of Public Broadcasting Service. Used with permission. Made available by the Corporation for Public Broadcasting, a private corporation funded by the American people.



Write your message here:

In Mexico City, the word for "big" is "grande." Can you find the "grande" Angel of Independence statue on this postcard?

To:

Place Stamp Here



Write your message here:

In Beijing, China there are giant stone statues of lions guarding the red Forbidden City palace. Can you see one on this postcard?

To:

Place Stamp Here




Arthur

Sharing Stories

Name _____


Directions: Interview an adult family member to capture a memorable story about when they were a kid. Think about what you want to learn and write three questions down to help guide you during your interview. Together, draw a picture to go with the story. Talk about what you learned. Have you had a similar experience?



Question 1 _____

Question 2 _____

Question 3 _____



For more activities, visit pbskidsforparents.org



Learn at Home with PBS KIDS

Schedule Begins October 5, 2020

Explore reading, math, science, life lessons, and more on the PBS KIDS 24/7 channel and live stream! The TV schedule below offers you and your child a chance to learn anytime alongside your favorite PBS KIDS characters.



TIME (M-F)	SHOW	GRADE	LEARNING GOAL
6/5c am	Splash and Bubbles	PK-K	Science
6:30/5:30c am	WordWorld	PK-K	Literacy
7/6c am	Peg + Cat	PK-K	Math
7:30/6:30c am	Peep and the Big Wide World	PK-K	Science
8/7c am	Sid the Science Kid	PK-K	Science
8:30/7:30c am	Super WHY!	PK-K	Literacy
9/8c am	Pinkalicious & Peterrific	PK-1	The Arts
9:30/8:30c am	Clifford the Big Red Dog	PK-K	Social & Emotional Learning, Literacy
10/9c am	Let's Go Luna!	K-2	Social Studies
10:30/9:30c am	Dinosaur Train	PK-K	Science
11/10c am	The Cat in the Hat Knows a Lot About That!	PK-1	Science & Engineering
11:30/10:30c am	Martha Speaks	K-2	Literacy
12 pm/11c am	Nature Cat	K-3	Science
12:30 pm/11:30c am	Ready Jet Go!	K-2	Science & Engineering
1/12c pm	Arthur	K-2	Social & Emotional Learning
1:30/12:30c pm	Odd Squad	K-2	Math
2/1c pm	Cyberchase	1-5	Math
2:30/1:30c pm	Molly of Denali	K-2	Literacy
3/2c pm	Pinkalicious & Peterrific	PK-1	The Arts
3:30/2:30c pm	Elinor Wonders Why	PK-K	Science & Engineering
4/3c pm	Sesame Street	PK-K	Literacy, Math, Social & Emotional Learning
4:30/3:30c pm	Daniel Tiger's Neighborhood	PK-K	Social & Emotional Learning
5/4c pm	Curious George	PK-K	Math, Science & Engineering
5:30/4:30c pm	Curious George	PK-K	Math, Science & Engineering
6/5c pm	Wild Kratts	K-2	Science
6:30/5:30c pm	Wild Kratts	K-2	Science

Access FREE, at-home learning activities, tips, and more on pbskidsforparents.org



Learn at Home with PBS KIDS

Play and learn anytime and anywhere with free apps from PBS KIDS! Use the chart below to find the app that aligns to your child's grade, learning goal, and favorite PBS KIDS show - then download it on your on your mobile or tablet device to play online, offline, or anytime.


Apps for Social & Emotional Learning

Daniel Tiger for Parents	PK-K	Social & Emotional Learning
PBS KIDS Games app	K-2	Multiple Learning Goals
PBS KIDS Video app	K-2	Multiple Learning Goals




Apps for Literacy Learning

Dinosaur Train A to Z	PK-K	Literacy, Science
Molly of Denali	K-2	Literacy
PBS KIDS Games app	K-2	Multiple Learning Goals
PBS KIDS Video app	K-2	Multiple Learning Goals



Apps for STEM Learning (Science, Technology, Engineering & Math)

PBS Parents Play & Learn	PK-K	Literacy, Math	Ready Jet Go! Space Explorer	K-2	Science
Play & Learn Engineering	PK-K	Science and Engineering	Ready Jet Go! Space Scouts	K-2	Science and Engineering
Play & Learn Science	PK-K	Science	Nature Cat's Great Outdoors	K-3	Science
Splash and Bubbles for Parents	PK-K	Science	PBS KIDS ScratchJr	1-2	Coding
Splash and Bubbles Ocean Adventure	PK-K	Science	Outdoor Family Fun with Plum	1-3	Science and Engineering
The Cat in the Hat Builds That!	PK-K	Science and Engineering	Cyberchase Shape Quest	1-5	Math, Science
The Cat in the Hat Invents	PK-K	Science and Engineering	PBS KIDS Games app	K-2	Multiple Learning Goals
Jet's Bot Builder: Robot Games	K-2	Science and Engineering	PBS KIDS Video app	K-2	Multiple Learning Goals
Photo Stuff with Ruff	K-2	Science			



pbskids.org/apps

