

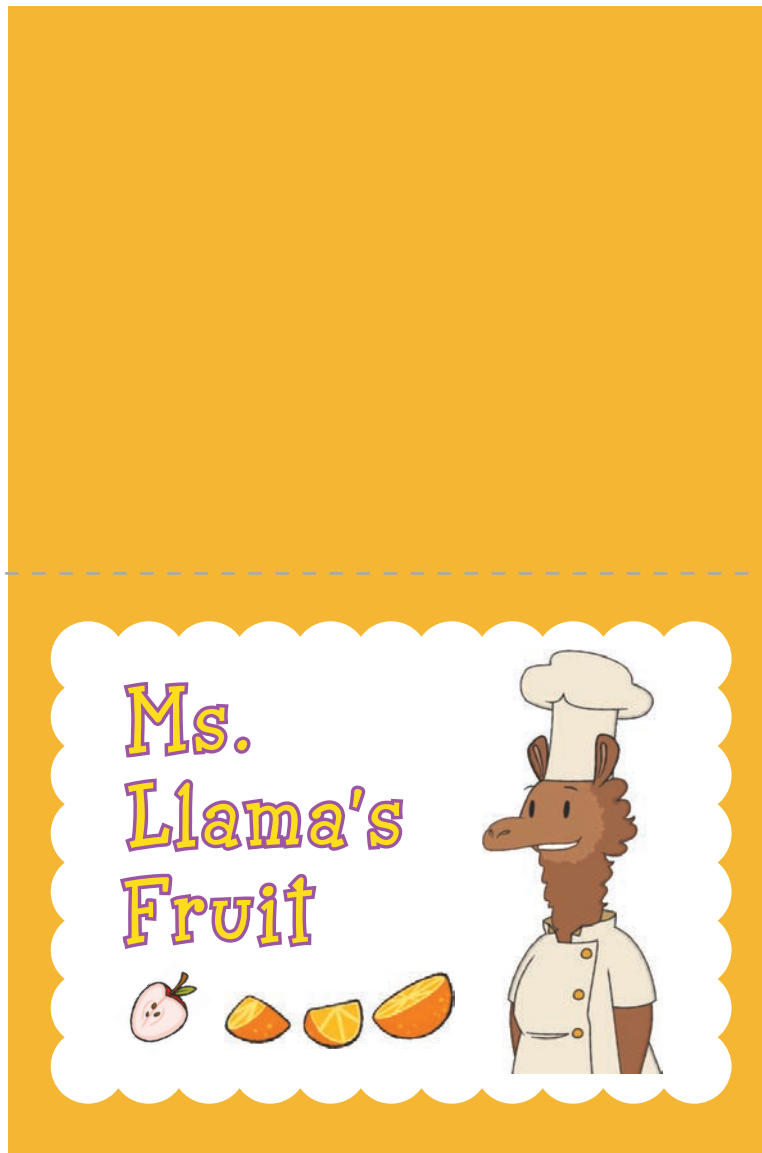


# Menu Labels

- \* Print out as many labels as you need
- \* Ask a parent to help cut them out
- \* Use the blank ones to make your own!

**Kids:  
Fold here!**

*Kids: This is an example menu label. The next page includes multiples to print and cut out!*



Produced by:




Find more games and activities at [pbskids.org/elinor](https://pbskids.org/elinor)

PBS KIDS and the PBS KIDS Logo are registered trademarks of Public Broadcasting Service. Used with permission. ELINOR WONDERS WHY © 2022 SHOE Ink. All Rights Reserved. Funding for ELINOR WONDERS WHY is provided by Ready To Learn Grant from the U.S. Department of Education; the Corporation for Public Broadcasting, a private corporation funded by the American People; and by public television viewers. The contents of this document were developed under a grant from the Department of Education. However, those contents do not necessarily represent the policy of the Department of Education, and you should not assume endorsement by the Federal Government. The project is funded by a Ready To Learn grant (PR/AWARD No. U295A150003, CFDA No. 84.295A) provided by the Department of Education to the Corporation for Public Broadcasting.

Ms.  
Llama's  
Fruit




Ms. Mole's  
Cookies



Mr.  
Raccoon's  
Bread



Elinor's  
Carrots



# Ari's Sandwiches



# Olive's Cupcakes



