





Learn at Home with PBS KIDS



Weather BINGO





Learn at Home with PBS KIDS

**Week of
September 21st**

Hello, Families!

Welcome to "**Learn Along**" Bingo! We're happy to share PBS KIDS activities with you and to work with PBS member stations and community partners across the country to help support learning at home. With "Learn Along" Bingo, children can view, explore, and play as they learn alongside their PBS KIDS friends on the PBS KIDS 24/7 channel. We hope your family will use it to inspire learning each and every day.

It's Weather Week!

In this packet, there are printable activities and everyday learning ideas for you and your child to choose from. As you complete each square, mark it off to celebrate the learning.

Learning Spotlight: "Observing Weather"

This week, we're learning how to observe different types of weather. Observing weather helps us plan and prepare for the day.

Show What You Know: Weather Tracker

The last activity in this packet is a perfect way for children to show what they've learned about observing weather with a grown-up.

Tune-in: Watch ODD SQUAD at 1:30pm EDT on Tuesday, September 22nd on the PBS KIDS 24/7 channel.

Ready for more? Watch your favorite PBS KIDS shows on the 24/7 live channel and TV stream at pbskids.org/video/livetv or on your local PBS station.

Happy learning!
PBS KIDS




Find free activities, articles and tips to support at-home learning on pbskidsforparents.org

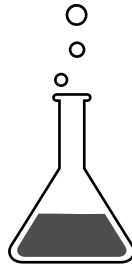
PBS KIDS and the PBS KIDS Logo are registered trademarks of Public Broadcasting Service. Used with permission.



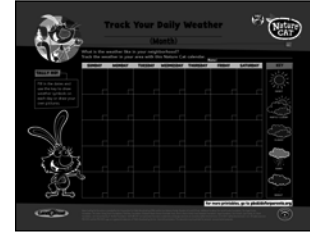
Weather BINGO



Make a Wind Gauge



Knead 4 cups of flour, 1 cup of oil and 2/3 cup of water to make dough. What can you create?




Track Your Daily Weather




How many songs can you name with the word rain?



Would You Rather...?



Find a quiet spot and read a book or a poem.



Pinwheel Activity



Lead a weather walk for your family. What do you notice?



Storm Dodger

Grades 1-2

Find more games and activities at pbs.org/parents/learn-at-home

PBS KIDS and the PBS KIDS Logo are registered trademarks of Public Broadcasting Service. Used with permission.



Materials

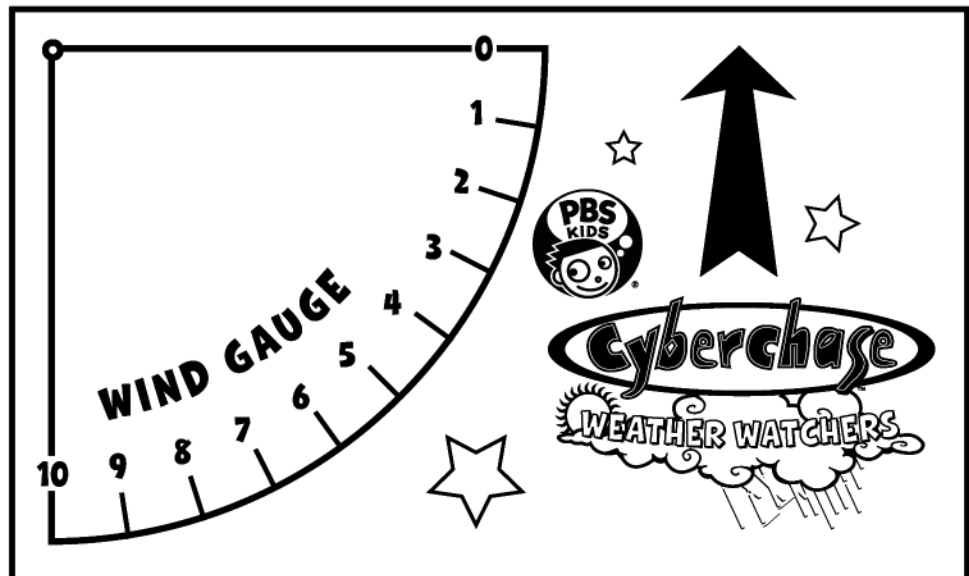
- 3 x 5 index card
- 12-inch piece of string
- "Make a Wind Gauge" handout
- small paper clip
- glue sticks
- hole punch
- scissors

Make a Wind Gauge

How fast is the wind blowing? Use this Wind Gauge to find out!

Directions

- 1** Glue your Wind Gauge to an index card.
- 2** Make a hole where the black dot is. Tie the string through the hole.
- 3** Attach a paper clip to the other end of the string.
- 4** Outside, hold the card so the string lines up with 0 (zero). Point the arrow toward the wind. What number does the string line up with now? That's your wind speed!
- 5** Now find another place to measure the wind speed. Which place has the fastest wind?



For more activities, visit pbsparentsforkids.org

PBS KIDS and the PBS KIDS Logo are registered trademarks of Public Broadcasting Service. Used with permission.



Track Your Daily Weather (Month)




What is the weather like in your neighborhood?
Track the weather in your area with this Nature Cat calendar.

(Name)

SUNDAY	MONDAY	TUESDAY	WEDNESDAY	THURSDAY	FRIDAY	SATURDAY

KEY



SUNNY



PARTLY CLOUDY



CLOUDY




RAINY



SNOWY

TALLY HO!

Fill in the dates and use the key to draw weather symbols on each day or draw your own pictures.



For more printables, go to pbskidsforparents.org



Major funding for the series is provided by the Corporation for Public Broadcasting (CPB) and the Van Eekeren Family, founders of Land O'Frost. Additional funding: The Hamill Family Foundation, The Segal Family Foundation, The Arthur Vining Davis Foundations, Polk Bros. Foundation, Elizabeth Morse Genius Charitable Trust, Alvin H. Baum Family Fund, Bobolink Foundation, Sage Foundation, The David E. Zyer Family, Dr. Scholl Foundation, and Colonel Stanley R. McNeil Foundation. NATURE CAT and associated characters, trademarks and design elements are owned by Spiffy Entertainment, LLC © 2017 Spiffy Entertainment, LLC. All rights reserved. PBS KIDS and the PBS KIDS Logo are registered trademarks of Public Broadcasting Service. Used with permission. This document may be printed for personal, noncommercial purposes.





The Cat in the Hat Pinwheel




See the wind at work!

Are you a big fan of the wind, like the Cat?
Make a pinwheel and explore the wind's *wind-erful* power!

Materials

- Pinwheel printable (see next page)
- Pencil with eraser
- Straight pin or push pin
- Small bead or button (optional)

Wind is moving air that we can feel, hear, and see by how it moves other objects.



Instructions

With an adult's help, follow these steps:

1. Cut out the pinwheel along the dashed lines.
2. Use a pin to poke holes through the black dots on each tip and at the center.
3. Gently curl—without folding—each tip into the center point.
4. Carefully insert the pin through the five holes and push into the pencil eraser.
5. Blow the pinwheel and watch it spin.

Explore the Wind

1. Compare your own blowing to that of a fan on your pinwheel. What happens to the pinwheel? What happens if you turn your pinwheel sideways?
2. Run with your pinwheel—fast and slow, then up and down. How does the pinwheel's motion change? Why does it change?
3. Put the pinwheel in front of you—facing outward—and have a friend or family member blow on it. Close your eyes. What other senses tell you that air is moving? Can you hear or feel anything?
4. **The Cat's Challenge for Older Kids:** Can you count how many spins the pinwheel makes in ten seconds? Try your breath, a fan on high and low, or the wind outside! What did you notice?

pbskidsforparents.org



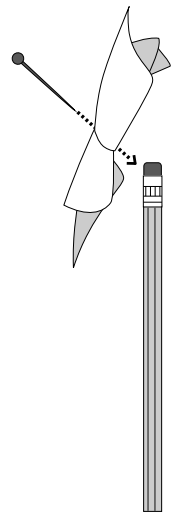
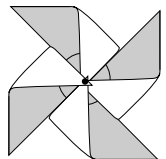
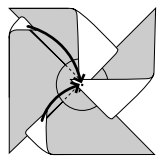
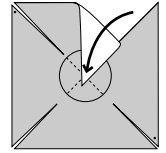
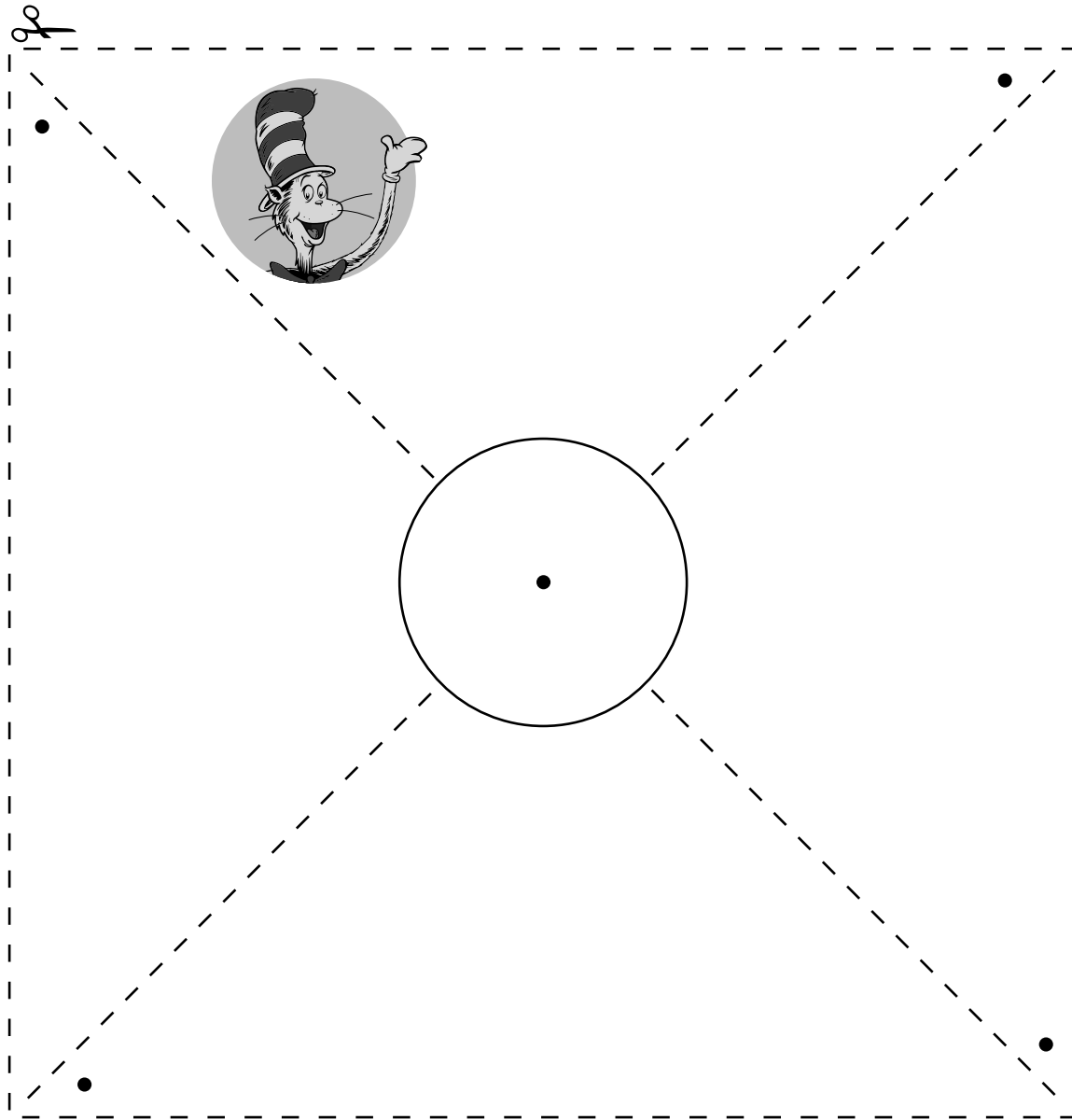
Find related games in the **FREE**
The Cat in the Hat Builds That app.
Download it now!



The contents of this document were developed under a cooperative agreement (PR/Award No. U295A150003, CFDA No. 84.295A) from the U.S. Department of Education. However, these contents do not necessarily represent the policy of the Department of Education, and you should not assume endorsement by the Federal Government. THE CAT IN THE HAT KNOWS A LOT ABOUT THAT! Season 3 © 2017-2018 CITH Productions III Inc. Based on the original television series created by Portfolio Entertainment Inc. and Collingwood & Co. Dr. Seuss Books & Characters TM & © 1957, 1958 Dr. Seuss Enterprises, L.P. All rights reserved. PBS KIDS and the PBS KIDS Logo are registered trademarks of Public Broadcasting Service. Used with permission.



The Cat in the Hat Pinwheel



1. Cut on the dashed lines.
2. Poke a hole through the black dots.
3. Curl tips to center point.
4. Insert the pin through the holes and into the eraser.

Tip:

To help your pinwheel spin better, push the pin into the eraser at a slight angle so the paper doesn't touch the pencil. You might also add a tiny bead or button at the head of the pin to reduce friction.

pbskidsforparents.org



Find related games in the **FREE**
The Cat in the Hat Builds That app.
Download it now!



The contents of this document were developed under a cooperative agreement (PR/Award No. U295A150003, CFDA No. 84.295A) from the U.S. Department of Education. However, these contents do not necessarily represent the policy of the Department of Education, and you should not assume endorsement by the Federal Government. THE CAT IN THE HAT KNOWS A LOT ABOUT THAT! Season 3 © 2017-2018 CITH Productions III Inc. Based on the original television series created by Portfolio Entertainment Inc. and Collingwood & Co. Dr. Seuss Books & Characters TM & © 1957, 1958 Dr. Seuss Enterprises, L.P. All rights reserved. PBS KIDS and the PBS KIDS Logo are registered trademarks of Public Broadcasting Service. Used with permission.



Storm Dodger


Game Rules

Setup: Put player pieces on START.

To Win: First player to reach Frigid Fields wins!

To Play:

- Roll the die to find the storm path's direction. The number on the die tells you which mountain to point the Storm Strip toward. Put the storm (the paper clip) in the first space on the strip.
- Decide who goes first. Player who goes first moves the storm to the next space on the strip every time (s)he takes a turn.
- Take turns rolling the die and moving.



Number on Die	You Move
1 or 4	1
2 or 5	2
3 or 6	3

- Each time a 6 is rolled, the storm's path changes! Roll the die again to determine which mountain to point the Storm Strip toward.
- If a player is on, or moves onto, the same space as the storm, (s)he loses a turn.
- If the storm gets to the last space on the strip before anyone reaches Frigid Fields, the game starts over.

Storm Strips

• 1	2	3	4	5	6	7	8	9	10
• 1	2	3	4	5	6	7	8	9	10
• 1	2	3	4	5	6	7	8	9	10
• 1	2	3	4	5	6	7	8	9	10



Learn at Home with PBS KIDS

SEPTEMBER 2020

Explore reading, math, science, life lessons, and more on the PBS KIDS 24/7 channel and livestream! The TV schedule below offers you and your child a chance to learn anytime alongside your favorite PBS KIDS characters.



TIME (M-F)	SHOW	GRADE	LEARNING GOAL
6/5c am	Splash and Bubbles	PK-K	Science
6:30/5:30c am	WordWorld	PK-K	Literacy
7/6c am	Peg + Cat	PK-K	Math
7:30/6:30c am	Peep and the Big Wide World	PK-K	Science
8/7c am	Sid the Science Kid	PK-K	Science
8:30/7:30c am	Super WHY!	PK-K	Literacy
9/8c am	Pinkalicious & Peterrific	PK-1	The Arts
9:30/8:30c am	Clifford the Big Red Dog	PK-K	Social & Emotional Learning, Literacy
10/9c am	Let's Go Luna!	K-2	Social Studies
10:30/9:30c am	Dinosaur Train	PK-K	Science
11/10c am	The Cat in the Hat Knows a Lot About That!	PK-1	Science & Engineering
11:30/10:30c am	Martha Speaks	K-2	Literacy
12 pm/11c am	Nature Cat	K-3	Science
12:30 pm/11:30c am	Ready Jet Go!	K-2	Science & Engineering
1/12c pm	Arthur	K-2	Social & Emotional Learning
1:30/12:30c pm	Odd Squad	K-2	Math
2/1c pm	Cyberchase	1-5	Math
2:30/1:30c pm	Molly of Denali	K-2	Literacy
3/2c pm	Pinkalicious & Peterrific	PK-1	The Arts
3:30/2:30c pm	Elinor Wonders Why	PK-K	Science & Engineering
4/3c pm	Sesame Street	PK-K	Literacy, Math, Social & Emotional Learning
4:30/3:30c pm	Daniel Tiger's Neighborhood	PK-K	Social & Emotional Learning
5/4c pm	Let's Go Luna!	K-2	Social Studies
5:30/4:30c pm	Nature Cat	K-3	Science
6/5c pm	Wild Kratts	K-2	Science
6:30/5:30c pm	Wild Kratts	K-2	Science

Access FREE, at-home learning activities, tips, and more on pbskidsforparents.org



Learn at Home with PBS KIDS

Play and learn anytime and anywhere with free apps from PBS KIDS! Use the chart below to find the app that aligns to your child's grade, learning goal, and favorite PBS KIDS show - then download it on your on your mobile or tablet device to play online, offline, or anytime.


Apps for Social & Emotional Learning

Daniel Tiger for Parents	PK-K	Social & Emotional Learning
PBS KIDS Games app	K-2	Multiple Learning Goals
PBS KIDS Video app	K-2	Multiple Learning Goals




Apps for Literacy Learning

Dinosaur Train A to Z	PK-K	Literacy, Science
Molly of Denali	K-2	Literacy
PBS KIDS Games app	K-2	Multiple Learning Goals
PBS KIDS Video app	K-2	Multiple Learning Goals



Apps for STEM Learning (Science, Technology, Engineering & Math)

PBS Parents Play & Learn	PK-K	Literacy, Math	Photo Stuff with Ruff	K-2	Science
Play & Learn Engineering	PK-K	Science and Engineering	Ready Jet Go! Space Explorer	K-2	Science
PBS KIDS Measure Up!	PK-K	Math	Ready Jet Go! Space Scouts	K-2	Science and Engineering
Play & Learn Science	PK-K	Science	Nature Cat's Great Outdoors	K-3	Science
Splash and Bubbles for Parents	PK-K	Science	PBS KIDS ScratchJr	1-2	Coding
Splash and Bubbles Ocean Adventure	PK-K	Science	Outdoor Family Fun with Plum	1-3	Science and Engineering
The Cat in the Hat Builds That!	PK-K	Science and Engineering	Cyberchase Shape Quest	1-5	Math
The Cat in the Hat Invents	PK-K	Science and Engineering	PBS KIDS Games app	K-2	Multiple Learning Goals
Jet's Bot Builder: Robot Games	K-2	Science and Engineering	PBS KIDS Video app	K-2	Multiple Learning Goals



pbskids.org/apps

