





Create a Card for Someone Special



Instructions:

1. Color one of the messages below.
2. Fold a blank piece of paper in half.
3. Adult: Cut out the decoration and help your child paste it onto the front of the card.
4. Draw a picture or write a message inside and sign your name.
5. Give your card to someone special!



PARENT TIPS:

1. Ask your child how it feels to send and receive cards.
2. Visit the post office to learn about how mail is sent.