







Learn at Home with PBS KIDS



Things That Go

BINGO





Learn at Home with PBS KIDS

**Week of
November 30th**

Hello, Families!

Welcome to **Learn Along Bingo!** We're happy to share PBS KIDS activities with you and to work with PBS member stations and community partners across the country to help support learning at home. With Learn Along Bingo, children can view, explore, and play as they learn alongside their PBS KIDS friends on the PBS KIDS 24/7 channel. We hope your family will use it to inspire learning each and every day.

It's Things That Go Week!

In this packet, there are printable activities and everyday learning ideas for you and your child to choose from. As you complete each square, mark it off to celebrate the learning.

Learning Spotlight: Investigating Force and Motion

This week, we're learning about how force and motion helps us to see how pushes and pulls make things move.

Show What You Know: Bowling Alley Activity

The last activity in this packet is a perfect way for children to test force and motion.

Tune in: Watch THE CAT IN THE HAT KNOWS A LOT ABOUT THAT at 11am ET on Tuesday, December 1st on the PBS KIDS 24/7 channel.

Ready for more? Watch your favorite PBS KIDS shows on the 24/7 channel and live stream at pbskids.org/video/livetv or on your local PBS station.

Happy learning!
PBS KIDS



Find free activities, articles and tips to support at-home learning on pbskidsforparents.org


PBS KIDS and the PBS KIDS Logo are registered trademarks of Public Broadcasting Service. Used with permission.




Things That Go BINGO



Pterosaur Plane



**Sing
"The Wheels on the Bus."**




**Land, Water, and
Air Vehicles**




**If you could be any vehicle,
what would you be? Why?**



Bowling Alley




**Build a vehicle from
recyclable materials.**



Dinosaur Train Match-Up



**Reenact the song
"Row, Row, Row Your Boat."**



Transportation Patterns

PreK-K

Find more games and activities at pbs.org/parents/learn-at-home



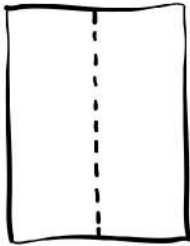
PBS KIDS and the PBS KIDS Logo are registered trademarks of Public Broadcasting Service. Used with permission. Made available by the Corporation for Public Broadcasting, a private corporation funded by the American people.



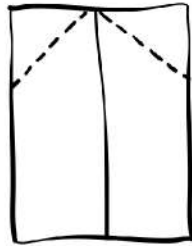
Pterosaur Plane: The Flight of the Wing Kings



NOTE TO ADULTS: This paper airplane pterosaur is based on a popular paper airplane model known as the "Nakkumura lock," named after the origami artist who invented it. Many web sites offer directions on how to make this airplane. Young children can learn to fold it with adult guidance — and, even if it is not made precisely, it still glides beautifully.



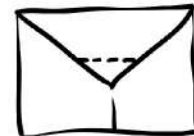
1. Fold a sheet of 8-1/2 x 11" paper in half lengthwise.



2. Fold the top two corners down, so there's a triangle at the top.




3. Fold the triangle down.



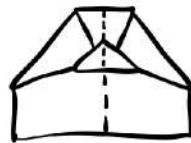
4. Fold about 1 inch of the triangle's tip upward.



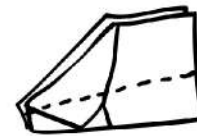
5. Fold the two top corners down so they touch the line in the middle of the little triangle that's pointing up. Then, unfold these two corners and fold the little triangle tip downward.



6. Refold the top two corners down and lift up the little triangle so it traps the two other corner folds.



7. Flip over the paper and fold it in half, so that you can see a small triangle fold in the middle on both sides.




8. To make the wings, fold the top edge of the paper to the bottom edge. Turn the paper over and fold the other top edge to the bottom edge.

Find more games and activities at pbskidsforparents.org



Pterosaur Plane: The Flight of the Wing Kings

Pterosaur Plane



9. Color the plane so it looks like a pterosaur's body. Draw on eyes, for example.
10. To fly it, give it a gentle push. If you throw too hard, it won't glide smoothly.

Find more games and activities at pbskidsforparents.org

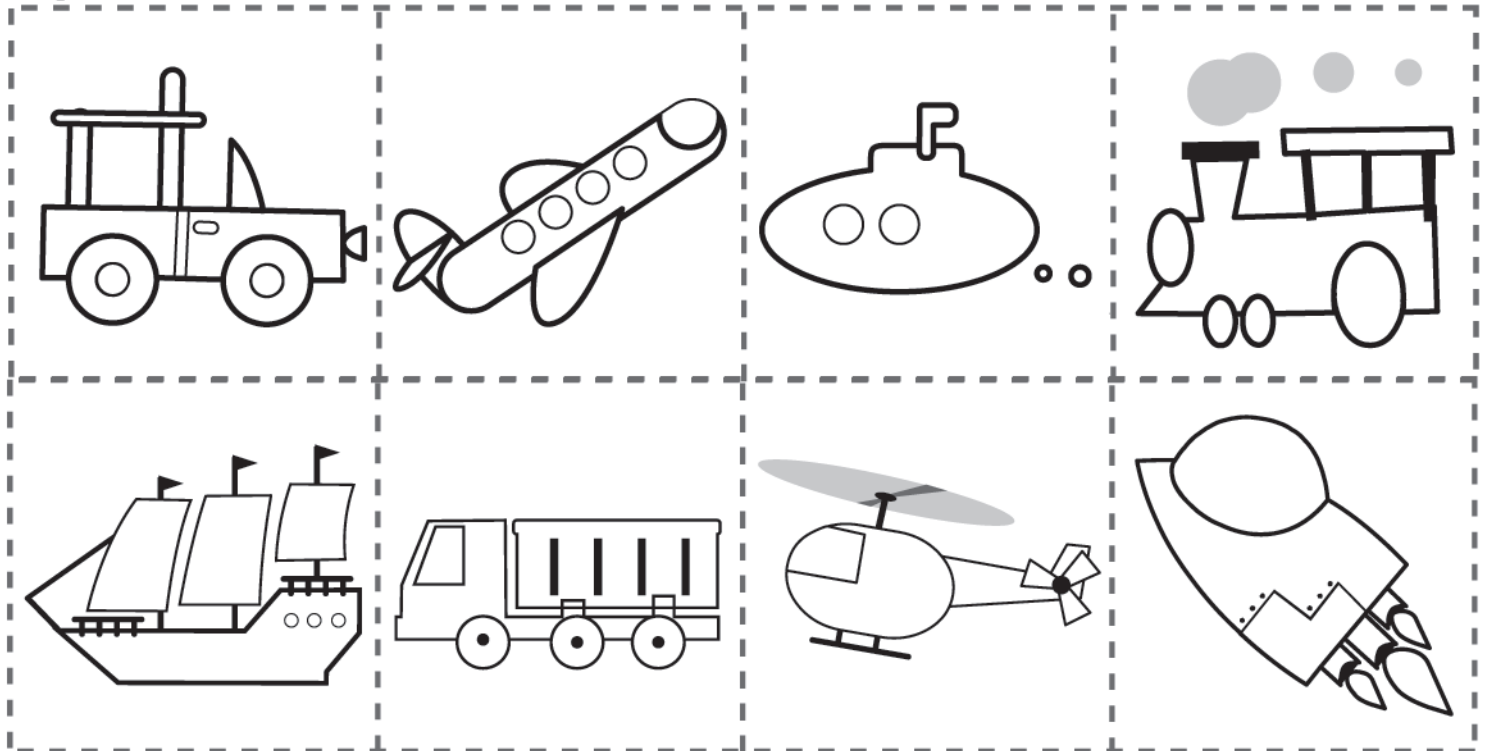


Land, Water, and Air Vehicles

_____ Name

Instructions: Color the pictures of the vehicles. Then, sort them if they travel on the land, in the water, or in the air.

Land	Water	Air


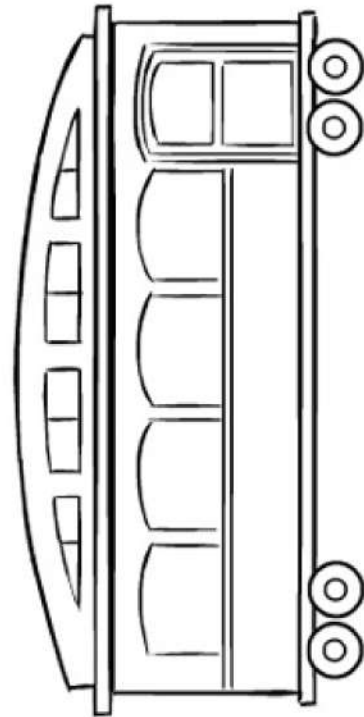





Find more games and activities at pbskidsforparents.org



Dinosaur Train Match-Up Game

Instructions: Color and then cut out the dinosaurs and train cars. Match the dinosaur to the right sized train car. How are the train cars alike? How are the train cars different?



Find more games and activities at pbskidsforparents.org



Dinosaur Train™ & © 2020. The Jim Henson Company. All Rights Reserved.
Corporate funding is provided by Kiddie Academy® and ABCmouse.com.
PBS KIDS and the PBS KIDS Logo are registered trademarks of Public Broadcasting Service. Used with permission.
Made available by the Corporation for Public Broadcasting, a private corporation funded by the American people.




Funded by:





Transportation Patterns

Instructions: Color the vehicles and then cut along the dotted lines. Practice making ABAB patterns.







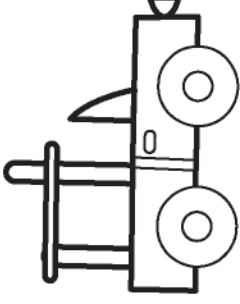
Find more games and activities at pbskidsforparents.org




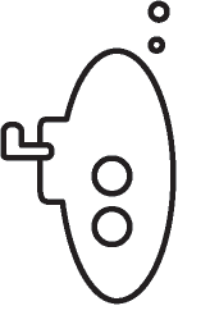

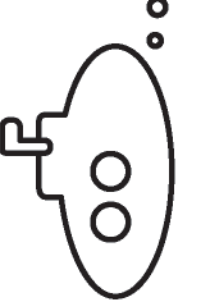

Transportation Patterns

Name _____

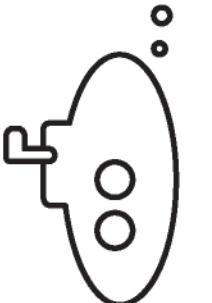

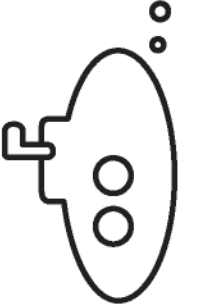

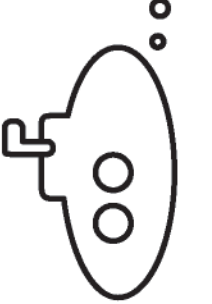
Complete the pattern. What vehicle comes next?

					
---	---	---	--	---	--

Complete the pattern. What vehicle comes next?

					
--	--	--	---	--	--

Complete the pattern. What vehicle comes next?

					
---	---	---	--	---	--





FORCE AND MOTION

Bowling Alley

TUBE EXPLORATION

Use paper towel tubes to explore force and motion. How many ways can your child make a tube move? Does it spin? Bounce? Roll down a ramp?



WATCH “FINISHING THE SPLAT”

In the video, Oscar wants to make a grouchy, horrible painting. He uses squeeze bottles to make paint splats. Then, he mixes different paints together to make a brownish-green color. Fluffy the Elephant helps by blowing on the paint with a lot of force to make an even bigger splat. Oscar is sure this design will make everyone mad, but his friends think it is an amazing work of art!

ACTIVITY

Set up a “bowling alley” at home to investigate force and motion.

MATERIALS

- » A ball that can be used indoors, such as a tennis ball, bouncy ball, or small beach ball
- » 6 plastic bottles half-filled with water
- » smooth floor surface
- » Activity Chart
- » crayons

STEPS

1. Set up a “bowling alley” by placing the bottles on a smooth surface.
2. Help your child roll the ball lightly aiming towards the “pins.” Record on the Activity Chart how many pins were knocked over.
3. Next, help your child roll the ball towards the pins with more force. Record how many pins were knocked over.
4. Ask questions such as, “Which roll worked best – the one with less force or more force?” “Who gave the ball the force to move?”



For more fun ideas, videos, and games, check out sesamestreet.org/STEM on your computer or mobile device.

Find more games and activities at pbskidsforparents.org



PBS KIDS and the PBS KIDS Logo are registered trademarks of Public Broadcasting Service. Used with permission. Made available by the Corporation for Public Broadcasting, a private corporation funded by the American people.

Major support provided by CA Technologies. Generous support provided by the S. D. Bechtel, Jr. Foundation and the Heising-Simons Foundation. SESAMESTREET.ORG/STEM ©/TM 2013 Sesame Workshop. All Rights Reserved.






FORCE AND MOTION

Bowling Alley



Have your child circle how many "pins" were knocked over with a little bit of force and with more force.

Less Force	More Force
 <p data-bbox="412 1234 646 1270">Number of pins</p> 	<p data-bbox="1078 1234 1312 1270">Number of pins</p> 

Find more games and activities at pbskidsforparents.org



PBS KIDS and the PBS KIDS Logo are registered trademarks of Public Broadcasting Service. Used with permission. Made available by the Corporation for Public Broadcasting, a private corporation funded by the American people.

Major support provided by CA Technologies. Generous support provided by the S. D. Bechtel, Jr. Foundation and the Heising-Simons Foundation. SESAMESTREET.ORG/STEM ©/TM 2013 Sesame Workshop. All Rights Reserved.



Learn at Home with PBS KIDS

Schedule Begins October 5, 2020

Explore reading, math, science, life lessons, and more on the PBS KIDS 24/7 channel and live stream! The TV schedule below offers you and your child a chance to learn anytime alongside your favorite PBS KIDS characters.



TIME (M-F)	SHOW	GRADE	LEARNING GOAL
6/5c am	Splash and Bubbles	PK-K	Science
6:30/5:30c am	WordWorld	PK-K	Literacy
7/6c am	Peg + Cat	PK-K	Math
7:30/6:30c am	Peep and the Big Wide World	PK-K	Science
8/7c am	Sid the Science Kid	PK-K	Science
8:30/7:30c am	Super WHY!	PK-K	Literacy
9/8c am	Pinkalicious & Peterrific	PK-1	The Arts
9:30/8:30c am	Clifford the Big Red Dog	PK-K	Social & Emotional Learning, Literacy
10/9c am	Let's Go Luna!	K-2	Social Studies
10:30/9:30c am	Dinosaur Train	PK-K	Science
11/10c am	The Cat in the Hat Knows a Lot About That!	PK-1	Science & Engineering
11:30/10:30c am	Martha Speaks	K-2	Literacy
12 pm/11c am	Nature Cat	K-3	Science
12:30 pm/11:30c am	Ready Jet Go!	K-2	Science & Engineering
1/12c pm	Arthur	K-2	Social & Emotional Learning
1:30/12:30c pm	Odd Squad	K-2	Math
2/1c pm	Cyberchase	1-5	Math
2:30/1:30c pm	Molly of Denali	K-2	Literacy
3/2c pm	Pinkalicious & Peterrific	PK-1	The Arts
3:30/2:30c pm	Elinor Wonders Why	PK-K	Science & Engineering
4/3c pm	Sesame Street	PK-K	Literacy, Math, Social & Emotional Learning
4:30/3:30c pm	Daniel Tiger's Neighborhood	PK-K	Social & Emotional Learning
5/4c pm	Curious George	PK-K	Math, Science & Engineering
5:30/4:30c pm	Curious George	PK-K	Math, Science & Engineering
6/5c pm	Wild Kratts	K-2	Science
6:30/5:30c pm	Wild Kratts	K-2	Science

Access FREE, at-home learning activities, tips, and more on pbskidsforparents.org



Learn at Home with PBS KIDS

Play and learn anytime and anywhere with free apps from PBS KIDS! Use the chart below to find the app that aligns to your child's grade, learning goal, and favorite PBS KIDS show - then download it on your on your mobile or tablet device to play online, offline, or anytime.


Apps for Social & Emotional Learning

Daniel Tiger for Parents	PK-K	Social & Emotional Learning
PBS KIDS Games app	K-2	Multiple Learning Goals
PBS KIDS Video app	K-2	Multiple Learning Goals




Apps for Literacy Learning

Dinosaur Train A to Z	PK-K	Literacy, Science
Molly of Denali	K-2	Literacy
PBS KIDS Games app	K-2	Multiple Learning Goals
PBS KIDS Video app	K-2	Multiple Learning Goals



Apps for STEM Learning (Science, Technology, Engineering & Math)

PBS Parents Play & Learn	PK-K	Literacy, Math	Ready Jet Go! Space Explorer	K-2	Science
Play & Learn Engineering	PK-K	Science and Engineering	Ready Jet Go! Space Scouts	K-2	Science and Engineering
Play & Learn Science	PK-K	Science	Nature Cat's Great Outdoors	K-3	Science
Splash and Bubbles for Parents	PK-K	Science	PBS KIDS ScratchJr	1-2	Coding
Splash and Bubbles Ocean Adventure	PK-K	Science	Outdoor Family Fun with Plum	1-3	Science and Engineering
The Cat in the Hat Builds That!	PK-K	Science and Engineering	Cyberchase Shape Quest	1-5	Math, Science
The Cat in the Hat Invents	PK-K	Science and Engineering	PBS KIDS Games app	K-2	Multiple Learning Goals
Jet's Bot Builder: Robot Games	K-2	Science and Engineering	PBS KIDS Video app	K-2	Multiple Learning Goals
Photo Stuff with Ruff	K-2	Science			



pbskids.org/apps

