



Weather Instruments Card Game

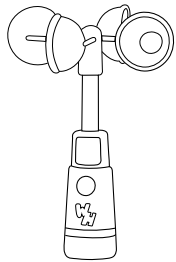
**Color the weather instruments.
Ask for help to cut along the dotted lines.**

Activity Idea #1:

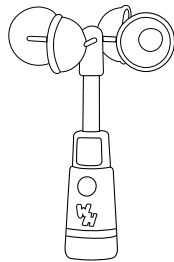
Place the cards face down. Turn one card over and name the weather instrument. Choose a second card, trying to find a matching pair. If you find a pair, put the pair in a pile to the side. If they do not match, turn them both over in the same spot and try again.

Activity Idea #2:

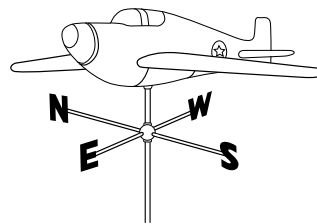
Invite someone to play along. Place the cards face down. Choose one card and name the weather instrument. Take turns and talk about its purpose.



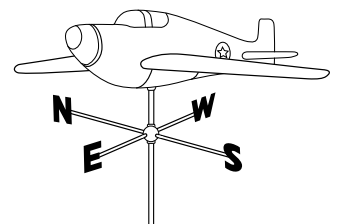
anemometer



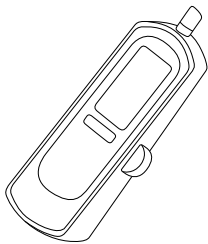
anemometer



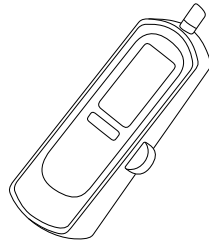
weather vane



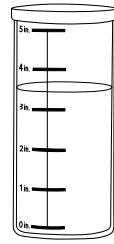
weather vane



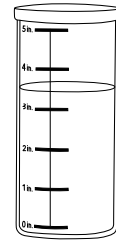
digital thermometer




digital thermometer



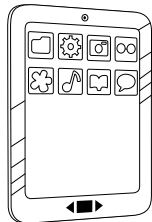
rain gauge



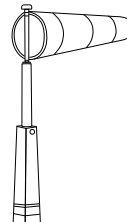
rain gauge



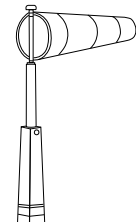
tablet



tablet



wind sock



wind sock

For more games and activities, visit: pbskids.org/weatherhunters